

Take! Make! Illuminate!

Workshop Program

7:30pm, Friday 3rd May

Priscilla Gibbs Light Painting

3:00pm Saturday 4th May

Jennifer Bell Photographic Weaving

Sue Gordon Alternative Processes
Warren Veivers

Trish Dixon Digital Art

3:00pm Sunday 5th May

Adam Williams Creative Photoshop Wizardry

Richard O'Leary Event Photography - Let's Do This Thing

Sue Gordon Alternative Processes
Warren Veivers

Andrew Hall Sports Photography

Trish Dixon Digital Art

Details follow




Light Painting Workshop

Pandanus Beach, Wynnum

7:30pm, Friday 3rd May

Join MGPS members for a light painting photo opportunity at a welcome workshop on Friday night. Pandanus Beach is adjacent the Wynnum Pier. Bring your camera, tripod, remote release and a small torch. If you have any light painting equipment bring it along as well.

Hosted by Priscilla Gibbs



Alternative Processes Workshop


Watching an image come slowly into view is one of the joys of alternative process photography.

If you have ever wanted a darkroom experience without the expense and inconvenience of the set up, alternative processes may be for you. We will explore together cyanotypes and salt prints in a hands-on workshop, as well as looking at some other interesting methods of presenting images.

For an additional fee of \$60, all materials including transparencies, chemicals, equipment and paper will be supplied as well as a take home booklet outlining each process. The workshop will run over two sessions on Saturday and Sunday of the PSQ Convention. Book early to reserve your place as the workshop is limited to ten people due to the available space.



Hosted by Warren Veivers AFIAP FAPS SSAPS PSQA and Sue Gordon AFIAP AAPS PSQA



Note – this workshop is limited to ten participants

Digital Art Workshop

Trish Dixon – MGPS

Saturday and Sunday – QPS Meeting Room

This is a hands-on workshop.

Any later version of Photoshop (CS6, CC2017, CC2018) will be suitable.

There will be files and samples to work with. Bring a USB.

Trish Dixon – PROFILE

I discovered the world of Digital Art in 2008 using Photoshop and it quickly became my favourite hobby and have been addicted ever since. I have the privilege of being a member of the Creative Teams for three prominent Designers from Germany, the USA and UK. Having always loved creating and designing art, it has been a wonderful way to meet so many wonderful people from all over the world and make some really great friends in my personal life. I warmly welcome you to my world of digital art.

If you decide to join my workshop at the Convention, I will show you how to create a digital signature using three different methods. Questions are welcome.



Photographic Weaving Workshop

Jennifer Bell

Saturday 4th May – QPS Hall

An artistic approach to presenting a photograph this is a hands-on workshop that introduces you to Jennifer's artistic paper weaving process and its application to photography. At the workshop you will actually weave a photograph, creating a pattern displaying the image in a different way. For this two prints of a photograph on stable, desirably 200gsm, but not too heavy paper are required. Preferably bring your own photo (two copies); your take home resultant image will be more meaningful to you. Scissors, rulers and other necessary utensils will be supplied. There will also be photos available for those who do not bring their own.



www.jenniferbellart.com

Jennifer is a multidisciplinary artist based in Brisbane, Australia. Her unique work combines traditional art with textile techniques, photography and new media.

Jennifer's photographic work centers around visual perception and distortion, influenced for the most part by her experiences of a rare neuro-ophthalmological condition that constantly disrupts her visual field. Everything is seen through a fine veil of swirling, kaleidoscopic coloured dots. Although it may not be a view shared by everyone, it is fascinating to think that we have no idea how each person is actually seeing the world. Highly patterned, each piece explores the beauty that surrounds us every day.


Workshop - Sport Photography from the inside

Andrew Hall

Sunday 5th May – Wynnum Library

We have all seen pictures of photographers sitting around sports arenas at high profile events with their super lenses and kit. This workshop is an opportunity for you to get an insight into the environment of high level sports photography. Andrew is making himself available to answer any question you have from how he approaches an assignment to the settings he uses, the how and when of selecting and submitting images and the stories from behind the lens of the excitement generated by the sports stars with special emphasis on Formula 1.

As a bonus Andrew will have his photographic kit available for you to take a look at.



With over 25 years of experience as a professional photographer Andrew has enjoyed an award winning career in a wide range of photographic genres from the high speed world of Motorsport to Landscapes and Specialist portraiture. Based in Sydney Australia Andrew is fortunate enough to travel the world pursuing his passion for photography and is always keen to utilize the latest technologies to capture images in situations previously out of reach. Andrew has used FUJIFILM X Series since the system was launched in 2011.

Alternative Processes Workshop – Further Info

This workshop will be a hands on darkroom experience hosted by Warren Veivers AFIAP FAPS SSAPS PSQA and Sue Gordon AAPS AFIAP PSQA

The purpose is to introduce you to some different methods of presenting images. These are not new processes, but old ones being revisited.

Cyanotypes were invented by John Herschel in 1842 as a means of copying his astronomy notes. Also known as the blueprint process, it produces a cyan-blue monochromatic image via a contact printing method.

Salt prints were developed by Henry Fox Talbot in the 1830's, making use of the combination of salt and silver nitrate to form a light sensitive support for contact printing negatives to create direct positives.

The workshop will look at both processes from start to finish, from producing a negative to finishing off your prints.

You will need to bring 2-3 high contrast images with simple subjects and clean lines. These will be converted and printed as a negative. We will print using both processes, and you will go home hopefully inspired to take your creativity to a new level.

The \$60 fee covers all materials required, including papers, equipment, and chemicals. You will go home with a starter kit to practice some cyanotypes at home. This fee must be paid prior to the convention via the booking page on either www.mgps.org.au or www.psq.org.au



Part one will be on Saturday afternoon, covering negatives and coating paper.

Part 2 can be done either Sunday or Monday afternoon and will cover exposing, developing, toning and finishing.

Wear long sleeved creating clothes (ie be prepared for a stain or two). If you wish to bring an apron please do so.

We will have gloves, as well as protective glasses if you feel you need them.

Water colour papers will be used, but feel free to bring along any handmade, or art type papers you may wish to try.

This is an introduction to alternative processes designed to allow you to try something new and different with some instruction in a fun and relaxed atmosphere.

Registrations for this workshop are limited to ten (10) and can be made via the booking page.