



Socially distanced meeting



New members – Peter Vilaysack,
Minmih Shen and Sue Chen

Inside Story of a Meeting

Like me, you may have been one of the 57 club members who attended MGPS's first physical meeting in ten months. There was lots of bonhomie as members greeted colleagues they had not seen in 12 months while for others, there was a sense of discovery as they saw the person behind the face or name from zoom meetings. Many of us would have taken for granted that such a meeting comes together as second nature in a club as long standing as MGPS. However, these are challenging times, and it is worth revealing the story of the incredible team effort that brought this meeting together.

A COVID-19 Safe plan needed to be developed to meet the requirements of the hall owners. Chris Seen and Gary Silk did a lot of work to produce a very professional document which was approved by the management committee in December. (Cont. P2)

INSIDE

Inside Story of a Meeting	2
Sub-group updates and Office Bearers	3
Southbank Photoshoot Report	4
Developers' Southbank Walk	5
From the Editor & the President	6
John Doody's Exhibition	7
Monochrome Breakfast	8
Clive Hammond	10
Coming Events	11-12
Honours from January	13-14
Results from Feb Digital & Print Competition	15-17
Competition Schedules	18-19



New members – Cronos Chen and
James Heriot

Inside Story of a Meeting (Cont.)

The COVID-19 Plan required significant changes in the way we operate to ensure hygiene and social distancing. Gary Silk accessed anti-bac, donated by Symbio, a chemical company owned by his neighbours. Meals on Wheels supplied Glen 20 and wipes through the auspice of Bruce McDonald.

Some days before the meeting, Chris Seen, Susan McGrory, Hector Beveridge and Gary Silk met at the hall to check the best seating layout and how to ensure the Wi-Fi signal would work to connect to zoom for a live judging by Geoff Adams in Toowoomba.

The set up prior to the meeting commenced earlier than usual and time was needed to set out the chairs in a COVID-19 safe manner and to access underneath stage and other areas without having too many people in the same space at the same time. This was all done by the glove wearing Chris Seen, Susan McCrory, Russell Dickson, Suzanne Edgeworth, Michael Keenan, Janet Richardson, Christine Jull, Bruce McDonald, Rodney Topor, Hector Beveridge and Gary Silk.

Christine Jull and Janet Richardson on front desk recorded the names and details of attendees, a requirement of the hall committee. Chris Seen took the entrance money home and disinfected it prior to counting and banking (perhaps time for a tap and go card!)

Bruce McDonald developed the idea of putting our prints in clear plastic bags with an attached form with details to ensure the prints were only handled by Bruce and the judge both wearing gloves.

Since lockdown, judging has occurred remotely with feedback provided through zoom. This has meant that a large club such as MGPS has access to quality judges across the country and we hence benefit from their diverse opinions and feedback on our work. The process operated as follows:

Bruce McDonald (Competition Officer) liaised with the judge originally identified by Trudi Aykens. Digital submissions and a results spreadsheet were collated and made available to the judge via **Dropbox** by Tony White (Digital Competitions Officer). Once the judging and results were finalised, Tony White worked his magic to prepare a slideshow in an order that corresponded to the feedback; B to A Gold, Open – Set, Credit to Honour. Rodney Topor conducted a practice Zoom meeting with the judge to test functionality and identify, and resolve, potential problems prior to our evening meeting. Rodney sometimes varies the delivery approach to accommodate the judge's circumstances and environment.

The challenge in our January meeting was to project the judging in the hall. At the meeting, Susan McCrory supplied the modem to connect with the internet, Hector Beveridge brought the club projector, Rodney and Susan operated the computer. On commencement it turned out that the Bluetooth speaker was not loud enough despite Gary Silk acting for a while as speaker tower attempting to project more sound. Fortunately, Susan had brought a long connection cable enabling Michael Keenan to employ the large speakers and save the situation.



New Member
Vanessa Dalmau

Understandably, there were aspects of our return meeting that challenged some of our COVID-19 protocols. We will need to maintain physical distancing during those all-important chinwags while efficiencies in the wiping and stacking of chairs could be improved. Attendees could also help by ensuring they have their own pen. Potential members will be directed to the website to apply for membership with payment to be made by funds transfer.

All in all, our first physical meeting in ten months was a huge success and a true reflection of the great team of volunteers who work for the best interests of MGPS members.

By Paul Mackay, Bruce McDonald, Rodney Topor and Gary Silk

Digital Group*Rodney Topor*

The Digital Group will continue meeting using Zoom on the fourth Monday of each month for the time being. Possible topics for talks in future meetings include Audiovisual Presentations, Videography, New Camera Systems, Creative Photoshop, and Asset Management and Backup in Lightroom. Image presentations and critiques will continue. The greater interactivity of Zoom also allows us to experiment with the idea of some members showing us each month exactly how they created their masterpieces, as another way of introducing new techniques to participants. Other suggestions for running meetings are invited. digital@mgps.org.au

Monochrome Group*Cheryl Zwart*

The Monochrome group look forward to continuing Zoom meetings for 2021. We will continue to meet on the third Thursday of the month excepting where the monochrome meeting falls in the same week as a club meeting, which will push the mono meeting to the following week.

The Zoom meeting has allowed more club members to attend because the travel distance and room size problems have been eliminated. For those who attend the monochrome meetings there will be excursions and get togethers to fill the shortfall of no face-to-face meetings.

If you would like to participate we look forward to seeing your images for critiquing. You will receive a club email each month with Zoom details. Any problems please contact Cheryl Zwart on photography@zwart.com.au

Developers Group*Julie Geldard*

MGPS Developers Group will be via Zoom from 6pm to 7pm on 2nd Thursday of each month. I will also be running some practical walks to which I will be inviting new photographers.

Last Developers meeting, we went through the **creative effects of Aperture and when we use ISO**. March 11th Zoom we will re visit Aperture and move on to the creative effects of **Shutter Speed and recover ISO**. April 8th, we will go over **composition**.

We will then re assess the Zoom meetings and ensure which night to continue with:

- We will also ask the competitions officer to discuss entering competitions.
- Practical on Lightroom.
- What Judges look for?

MGPS Officer Bearers 2021

EXECUTIVES

President	Gary Silk
Vice President	VACANT – Interested?
Secretary	Susan McCrory
Treasurer	Chris Seen
Activities Officer	Suzanne Edgeworth
Competitions officer	Bruce McDonald
Newsletter Editor	Paul Mackay
Records Officer	Michael Mitchell
Member # 9	Andrea Ryan

OFFICERS

ZOOM officer	Rodney Topor
Activities Officer	Robert Vallance
Data Projectionist	Rodney Topor
Assistant Projectionist	Bruce McDonald
Digital Competitions	Tony White
Interclub Competition	Suzanne Edgeworth
Officer	
Assistant Treasurer	Wimal Kannangarra
Competitions Assistant 1	Trudi Aykens
Competition Assistant 2	Lekha Surawerra
Equipment Officer	Gary O'Shea
Librarian	Amanda Williams
Welcome Desk 1	Janet Rowe
Welcome Desk 2	Christine Jull
Welcome Door 1	Ian Hunter
Welcome Door 2	Joyce Metassa
PSQ Liaison	Sue Gordon
Website Coordinator	Kevin Dixon
Hunt and Shoot	Sam Fernando
Coordinator	
Catering Coordinator	VACANT

SUBGROUP COORDINATORS

Digital Group	Rodney Topor
Monochrome Group	Warren Veivers, Cheryl Zwart
Developers Group	Julie Geldard
Inter/national Group	John North

SOUTHBANK PHOTOSHOOT

Robert Vallance unlocks our creative and quirky sides.

Little did the MGPS members attending the 21 February early morning photo shoot at Southbank know what an exciting activity Rob Vallance had in store for us all. It was great to see some new members joining in the activities. Can you imagine our surprise when Rob began to upend a bag of interesting household utensils and junk onto the lawn?



Rob reveals the stimulus

The instructions were to choose an item Go Forth and be creative. I saw a frame that a plastic cup had toppled into, so almost instantly had my idea. What a plethora of objects to choose from including coffee cups, strainers, toys, graters, rope, a plastic coil etc. Every 20 minutes we selected another object. When the grater was returned, I choose to play with it. The sun cast great shadows, but unfortunately the wind had decided to spring up and



Eva Kozera

flipped the grater into the pool so became a temporary home for the fish. I wonder what future adventures Rob has planned for us?



Some of the crew

By Janet Richardson



Janet Richardson

Thank you, Rob Vallance, for the fun shoot at Southbank on Sunday morning. Sharon Puata and I arrived at Southbank not really knowing what to expect. Rob then proceeded to empty a bag of "stuff" on the grass. Our



Dotti Harkins

task was to pick an item and then spend about 20 min photographing it in whatever way we



Mandy Reid

wished, then come back and get a different item and repeat the process. It was quite funny to see bodies lying on the grass, trying to get different angles. Many thanks Rob for an excellent morning.

By Gwenda Kruger



Rob's portrait through his rice strainer (Paul Mackay)

DEVELOPERS GROUP SOUTHBANK WALK

On Friday 12 February, MGPS Developers went on a Southbank practical Walk with Julie Geldard, assisted by Lekha Suraweera, Ann Ingham and Kevin Dixon.

It was a walk around Southbank with a list of challenges relating to subjects that pertain to basic photography and was a great success with 22 people taking part.

Our Challenge began with the use of aperture and focusing, taking an image using varied apertures and focal planes.

We then encompassed, using spot metering to compensate for back light and overexposure. Photographers were encouraged to use their histogram to check the exposure as they used the exposure compensation to make their images lighter or darker.

Each half an hour we met up and changed topics, with the next half an hour being Architecture. I explained the principles of Robert Dettman's Architecture workshops which he had already shared on Zoom with MGPS members.



The leading lines and intricate designs in Southbank gave lots of subjects. Our next experiment was street photography where we sat on the seats on the waterfront capturing the characters as they went past. One family and their children rode back and forward as subject for us to use for panning. Everyone was then ready to try their shutter speed skills on the Brisbane city at night with shutter speeds of 30 seconds for most people, the river looked like a pool of silk with the city lights reflected on the water.

The night was finished off with dinner for 20 at the Thai Siam where we all had a wonderful well-earned drink and dinner. Thanks to everyone who came. I hope the evening was helpful. Our next Zoom session for Developers is Thursday 11th March where we will be discussing Shutter Speed and more on ISO. Any questions can be asked on the night. Please have ideas ready for me. Suzanne Edgeworth has offered to assist which will be lovely. *By Julie Geldard*



Doti Harkins



Lee Dixon

achieve, and her constant input into possible angles for the best results. Her cheerful encouragement is always welcome.

From Lee Dixon: Julie had excelled herself during the event with handouts with settings and examples of what we were trying to

From the white roofed house

FROM THE PRESIDENT



Greetings As you would be aware, we have successfully had two face-to-face meetings. Many thanks to those who attended our last meeting which had Meike Boynton delivering by Zoom, a most riveting talk on her Abstract photography with fantastic images and “how to” hints. If you were unable to attend, the recording is available on our YouTube channel. You must be quick to view it as Meike has asked that it be removed after a month.

The Club is endeavouring to source presenters from around Australia to present through Zoom. This will open us to input from a greater variety of speakers of varied skillsets than what may be available locally. Stay tuned.

I would like to welcome our new members to our family. We have been seeing an influx of new faces over the last month or so which is very gratifying. Paul is posting pics of these good folk so if you see them at the next meeting please be sure to make them welcome and assist them with any questions they may have.

The meeting organising workers are slowly but surely fine tuning the meeting setup procedure. This is the reason we ask for your patience and to wait outside, observing social distancing, while the setup takes place. I guess this will be the new normal for some time.

It was pointed out to me that there are still Government inspectors monitoring Covid Safe compliance and that we need to ensure safe practices are being always followed. Keep this in mind when attending meetings please folks.

Until the next edition I wish you all good health and great images.

Gary Silk

NOTHING YOU CAN GOOGLE

This is my motto in editing our newsletter. A good newsletter builds community and invites community. I am trying to ensure that the newsletter records most of our activities each month and reflects our members experience in their own words and photos. It also foreshadows what is coming up in the future inviting participation. The best images of our club competition are featured accompanied by the story behind the photo. Thus, our newsletter is designed to bring members together, keep them in touch, acknowledge their achievements, provide them with opportunities and present a vibrant image of our club that interests and appeals to prospective members. Hence most of what appears in our newsletter is personal to us and unlikely to be found in a google search.

In compiling the newsletter, I always commence immediately after the last month's newsletter has been published. Leaving it to the last minute gives me angst so I like to work steadily across the month with the results being the final entry. However, I really rely on all club members to play their part across the year and make a small contribution now and then. I don't write the stories, but I always edit the text. So, if you attend an activity, please consider contributing a paragraph and/or photo to add to the richness of *Exposure*. Send your contributions to newsletter@mgps.org.au

FROM THE EDITOR



Paul Mackay

PS: Maybe some of you may also be thinking that while it's great that we are generally back to a type of normality, having PRINTS back means finding four images a month and that is a challenge! It's nice to worry about life's trivia.

John Doody's *Layers in the Land* Exhibition

Many club members enjoyed viewing John Doody's first solo exhibition at the Richard Randall Art Studio in Mt Coot-tha Botanical Gardens. In *Layers in the Land*, John depicts the unique beauty of Australian landscapes as well unpacking the narrative of the relationships humans have with the land. John's images ask how we come



John beside ***Clouds and Waves 2***
 Clouds, waves and rain are merged into a metaphor for the complex relationships that we must understand if we are to live in harmony with the environment.

to terms with the unique challenges of the land and how we can live with it in a sustainable way. Some images are from a single capture while others blend meaningful layers to create meaning. In one striking image, *Is the Land Burning* (below), John depicted powerlines towering over a flat dry landscape with the backdrop of a flaming sky composed of colourful tree bark.



Bark is used in other images to depict the land. John explores the cycles of floods and droughts in emphasizing the role of water in sustaining life and the fragility of life. Some of John's images are quite abstract but he explains that "within the chaos of the abstract, there is order and beauty heralding hope for the future".

By Paul Mackay



Snow Gums and ***Wallace Hut*** were both photographed around the Falls Creek area of Victoria. John sought to emphasise how time has softened the colours and textures of the hut, and it now sits as one with the land, melded with the fluidity of the Australian landscape.

MONOCHROME BREAKFAST

On Saturday 6th Feb over thirty-nine MGPS members met at Mt Coot-tha Botanical Gardens.

Some members gathered early to shoot some of the fauna and flora of the gardens and afterwards met with everyone for an informal breakfast where they could socialise with other members in the club.

The time after breakfast was an ideal opportunity to visit John Doody's exhibition "Layers in the Land" which was enjoyed by all who viewed it.

Many mingled in the gardens afterwards for an informal shoot. It was an enjoyable morning for all.

By Cheryl Zwart



Sharon Puata



Denise McMillan



ABSTRACT PHOTOGRAPHY PRESENTATION


At the club meeting on 10 February. Members enjoyed a 90min presentation on Abstract Photography by Internationally acclaimed landscape photographer Mieke Boynton. She has made a recording of her wonderful presentation, Awesome Abstracts, available at the following Vimeo link:

<https://vimeo.com/515502651/a39fd96771?fbclid=IwAR1kutgt24HI5GIUmZ4qSmMnv6gP1aJqhSDrmdzJxhyHJAkXhr3b4DajUeY>

This is a great opportunity for anyone who missed the talk the first time or would like to review it a second time. Mieke offered great advice on creativity involving:

- Aerial photography
- Oil & water
- Milk & food dye
- Intentional camera movement

Please note that, at Mieke's request, the recording will only be available for one month from 15 February. Don't miss this great opportunity.



Hector Beveridge's experiment with Mieke's ideas

Newsletter of the Mount Gravatt Photographic Society Inc. (MGPS)

PO Box 234 Mount Gravatt QLD 4122

President: Gary Silk

Newsletter Editor: Paul Mackay

Email: newsletter@mgps.org.au

Club meetings are held on the 2nd and 4th Wednesday of each month at St Bartholomew's Church Hall, corner of Logan Rd and Mountain St, Mount Gravatt.

Staying up to date:

For all the latest news on what's happening at the club and for news on other events and activities, you can;

- Join the Club's Facebook page – MGPS Members Group. Please ensure that your Facebook page is in the same name as your club membership to be eligible.
- Watch your inbox for regular club emails as well. If you are not receiving emails please let us know.

MGPS OBJECTIVES

The Mount Gravatt Photographic Society is a community-based non-profit camera club that is affiliated with the Photographic Society of Queensland (PSQ). The club was formed in February 1967 by a small group of enthusiastic amateur photographers. See <http://www.mgps.org.au/club/about-mgps/club-history> for more details.

The Aims of Mount Gravatt Photographic Society:

- To foster a love of the art of photography amongst its members and in the community;
- To assist members with problems pertaining to photography;
- To achieve a more fruitful alliance between the beginner and the experienced photographer;
- To present lectures on photography for beginners;
- To arrange competitions both within the Society and with other bodies from time to time.

Thanks and Best Wishes Clive Hammond

After over 12 years as a very active A Grade Gold member of MGPS, Clive Hammond has left our club following a relocation to Caloundra where he has joined the Caloundra Photography Club.

Clive came to MGPS with rich experience as a professional photographer. As a young boy in New Zealand, he watched both his parents win photographic prizes as amateur photographers. He trained as a police photographer and later in aerial photography. Across decades as a wedding photographer, Clive honed his craft using Leica cameras and a Linhoff Technikardan (4x5) camera and portable lamps both on location and in studio settings. As colour film was rarely used, Clive became skilled in the art of hand colouring black and white/sepia prints using oil-based colours.

Clive was an early adopter in the digital age at a time when MGPS competitions still included 35mm slides. Photoshop soon replaced the darkroom in Clive's photography, and he moved with the times producing memorable images for all of us to enjoy. Club members will remember not only Clive's serious competition winning composite images but also the humorous, clever, and original creations that delighted friends, family and colleagues. Clive managed to secure many awards during his time at MGPS.



Clive often places a self-portrait in his brilliant composite images.

Clive's contributions to MGPS were significant. He was Activities Officer for many years and ran many successful events as well as well as arranging guest speakers and forging links with some of Australia's leading photographers. However, for many, Clive is best remembered for his mentoring of new members particularly over recent years. *By Bruce McDonald*

Geoff Hui, one of Clive's recent mentees wrote: "I was fortunate enough to meet Clive at my first club competition night nearly 2 years ago. Clive greeted me after the judging of prints, excitedly saying how he liked my image but subtly suggesting simple changes to enhance it. As a new club

member to the club, I found it so helpful that at my first meeting I would be acknowledged and helped. Clive generously offered to mentor me and others critiquing our images in an email trail thus sharing his love of teaching and of the art of photography.

Through Clive's mentoring I started to learn and use photoshop and the importance of storytelling. I'll miss Clive's presence at the club, but I know his friendship with so many of us at MGPS means that we will keep in touch and continue to benefit from his expertise."

MGPS members wish Clive the best in photography and health for the future.



Clive's "Colour Yellow". When asked where he shot it, he replied that the car was in a NZ museum, the lady was in Toowoomba but wearing a red top and the trees were in Logan.

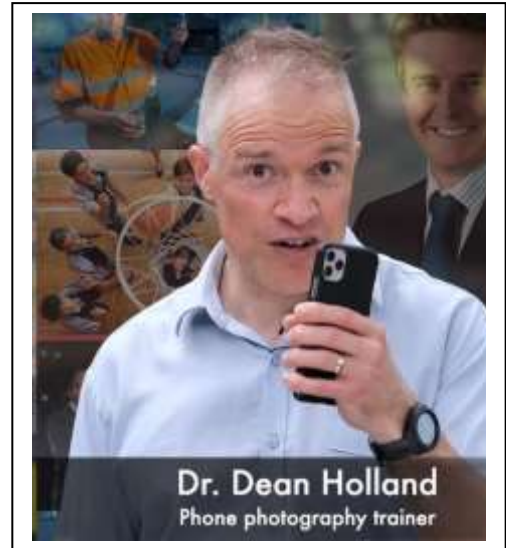
COMING ACTIVITIES

CLUB MEETING 7.15 PM WEDNESDAY 10 MARCH

Dean Holland - Get 10x the satisfaction, last 5x longer and cure yourself of GAS (Gear Acquisition Syndrome) with a personal photography project.

Dean photographs people and swears that having a personal photographic project gives you a laser focus, boosts your confidence, and earns you precious matrimony points. But projects are hard to start and even harder to stick to. Through a mix of live portrait demonstrations (with a studio that fits in hand luggage), images, a book reading, a self-reflection experiment, a parsnip, and Dean's unique presentation energy, Dean will implore you to explore your own passion and use that as a springboard to lasting joy from photography. On the way, you'll see Dean's successes and complete failures. Dean's current project is "The Stereotype Project"... come and be a part of it on 10th March.

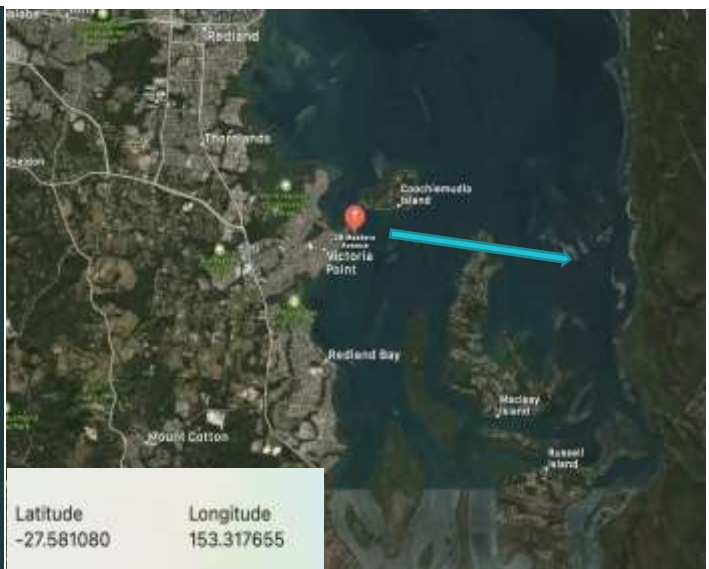

Dean Holland is a Brisbane based photographer, educator, and photography business owner. He has more than 30 years' experience as a photographer, and a PhD "helping folk access and



understand technical stuff". He is passionate that photography should be a joy, not a maths exam. Over 11,000 people have been on Dean's photography courses through his company Take Better Photos. Dean also organises joint photography workshops with Steve Parish, one of Australia's best-known photographers, an inspiration for using photography to rejuvenate a passion for life. As cameras and COVID evolve, the focus of Take Better Photos has become showing companies how to do their own photography and videography with their phones. He continues to add new photography courses including World's first and only jargon-free iPhone Photography course. Check out Take

Better Photos website <https://www.takebetterphotos.com.au/> and have a look at his courses.

Monthly Photo Shoot	
Where	Victoria Point recreation area, (the Barge terminal)
Date	Sunday 14 March 2021
Times	Meet - 4.30am, Sunrise 4.56am, Low Tide 4.52am
Meet at	Victoria Point recreation area, (the Barge terminal)
Shooting	Shoot from the parking area across the bay to Macleay and Coochiemudlo Islands and beyond to Straddy. The sun will rise over Stradbroke and Macleay for those who don't want to get their feet wet there is a substantial jetty used by the Coochy ferry to shoot from
Challenge	Low tide is around 4.52am we should see some good mud flat reflections and on the rising tide some nice water, Sunrays between the two islands and silhouettes of the islands, maybe some barge movement and some street (people). Later we could shoot North across the bay towards Redlands.
Coffee at	TBA
Notes	There is plenty of parking in the vicinity but you will need to BYO coffee and snacks. There are plenty of coffee shops as we head out so breakfast may be an option? Let me know your thoughts.
What to Bring	Tripods and filters maybe useful
Comments/ Safety	We will be open to the South and East so make sure you bring warm clothing and a warm drink. The area is isolated but as a group we should be OK, and the barge will be running so there will be passengers around
Safety	No safety concerns
Contact	Robert Vallance MGPS Facebook page, MGPS email, Mob 0409593728



Honours from January OPEN



Broome Jetty by Christine Jull

My family and I visited Broome for the very first time so we went exploring the small township. One afternoon, we ended up down at the Port, each one of us interested in different things. The tide was very low but I was attracted to the large pool of water underneath the jetty as it held the reflections of the structure. I love reflections, so my interest was more in the reflection rather than the jetty. I was also fascinated by the rusty posts of the jetty which led me to capture this photo. The more I look at the total picture, the more I like it. My settings on my Olympus camera were ISO 200, 25mm, F6.3, 1/640 sec..



“Hanging Out On The Logan Rive by Russell Dickson

The photo was taken on a cloudy day in late September 2020 while taking the river walk at the Eagleby Wetlands. The female Darter was below us and concerned with the water and not us. In the original image the darter was facing the other way and the water was brighter than the bird so it took some careful manipulation of the light and a flip in Capture One to achieve the resulting image.

Fujifilm XH1, XC50-230mm, iso 400, f8, 1/200 sec, 230mm



Storm Brewing by Jackie Dawson

This is yet another image from one of my “disastrous weekends at the beach”. It always seems to rain when I go to the beach!! Thankfully, I have an obsession with dark, moody, ominous clouds and just love the way they colour up the skies and provide drama to an otherwise plain vista, so those steely grey and blue clouds looming over the waters definitely caught my attention and the green moss-covered rocks I discovered when I climbed down to the beachfront definitely

provided an added bonus. I also loved the way that the water from the sudden downpour remained as reflection in the sand. So, I composed this shot using rule of thirds to firstly include the moss-covered rocks as main subject, with reflection becoming a supporting detail, however I wanted to make sure that the eye would be drawn further into the scene to appreciate those moody skies. Unfortunately, I did not have a wide-angle lens on my camera at the time (only had my 24-70), so I paced back and forth a bit along the beachfront to find a spot I was most happy to enable me to capture all three aspects that had caught my attention.

ISO100, SS 6sec (to slow water movement down a bit), f22 (to help decrease light to enable slower shutter speed and to capture as much detail in the clouds as possible). Lightroom and Photoshop were used for editing.



Capturing the Dawn by Paul Mackay.

I created this image from a dawn photo shoot with Clive Hammond at Shelly Beach, Caloundra. I loved the soft flow of the water in a rocky cove. To deal with the dynamic range I took 4 images on my EM1 Mk III with 12-40 lens using a 6 stop ND filter for the latter shots. The cove was captured before dawn at 1/8 sec, f10, 100 ISO at 12 mm. I then moved to another area some metres away but only in post-production did I realise the cove offered the best opportunities. The sky was 6 sec, f7 100ISO at 40

mm. The foreground water was 8 sec, f7 100ISO at 23 mm. The photographer was beside me on the left and I captured her at 1/30 sec, f3.5 1600 ISO. I combined the images using layers in photoshop. I horizontally reversed the photographer and placed her in the middle ground. It was a challenge getting the light appropriate for dawn so I overlayed solid colour and images from other areas with the sun on the water. This was one of the most complex images I have attempted.



Striated Heron having a snack by Heidi Wallis.

This image is one of many (hundreds actually) that I took of the heron fishing. They are quite fascinating to watch as they stand motionless at the water's edge, then as quick as a flash they strike as their long neck comes out and the fish is caught and swallowed in seconds.

Captured on Canon 90D with the EF100-400 lens.

The Dance by Geoff Hui (Image of the Night)

Talking about getting down and dirty for your art, I was lying on penguins' poop to take this low eye level shot of the two King penguins coming up from the beach. The two of them were walking in harmony and almost appeared to be dancing. These penguins are quite tall, elegant and look to be wearing tuxedos.

These King Penguins were at Volunteer Point – Falkland Islands

Camera settings: Canon 5D4, EF100-400mm f/4.5-5.6L II USM, @ 400mm, f6.3, 1/500s, ISO 200, EV 1/3.



Results from February Digital Competition

Subject: Nature *Judged by Fran McFadzen*

A link to a YouTube with the **judge's comments** was posted on the MGPS Facebook page by Rodney Topor on 20 February. However, some members did not spot this, and a request will be made for this link to be emailed in future. If you have not found the link, please paste the URL below in your browser as it will open the YouTube you are seeking:

<https://www.youtube.com/watch?v=UTLkLHlfbn8&list=PLEFzqcV-FcEeeHBllmEbr1rY0G6QjhLV5&index=1>

B Grade Digital

Member name	Open Image	Set Image	Points	Points YTD
Lee Dixon	Acceptance	Credit	9	60
Kerri Feeney		Acceptance	3	3
Dorothy Harkins	Credit	Merit	15	117
Peter Varley	Acceptance	Merit	12	93
Christine Jull	Credit	Honour	18	111
Margareta Dewilde	Credit	Credit	12	108
Joni Keenan	Honour	Credit	18	39
Janet Richardson	Honour	Credit	18	120

AB Grade Digital

Trudi Aykens	Acceptance	Acceptance	6	114
Gary (Rick) O'Shea	Acceptance	Merit	12	54
Margaret Kemmery	Merit		9	54
Heidi Wallis	Honour	Honour	24	129
Gwenda Kruger	Merit	Credit	15	57
Robert Macfarlane	Credit	Merit	15	117
Kevin Dixon	Merit	Credit	15	51
Hazel Sempf	Credit	Honour	18	93
Susan Chisholm	Merit	Merit	18	123
Mangala Jayasekera	Merit	Merit	18	111
Lorraine Burdeu		Acceptance	3	69
Robert Vallance	Credit	Credit	12	99
Chris Seen	Honour	Honour	24	138
Michael Mitchell	Merit	Credit	15	105

Information on how to submit your digital images can be found here:

<https://mgps.org.au/images/3.pdf>

Information on how to submit your print images when this is again possible can be found here:

<https://www.mgps.org.au/index.php/about/members-handbook>

Results from February Digital Competition

Subject: Nature (cont) *Judged by Fran McFadzen*

For link to comments, see P15.

A Grade Digital

Member name	Open Image	Set Image	Points	Points YTD
Geoffrey Hui	Honour	Honour	24	153
Michelle Coles	Merit	Acceptance	12	54
Bob Garnett	Honour	Honour	24	84
Hector Beveridge	Merit	Merit	18	111
Ann Smallegange		Honour	12	12
Lekha Suraweera	Honour	Acceptance	15	111
Suzanne Edgeworth	Acceptance	Credit	9	93
Paul MacKay	Credit	Credit	12	102
Sam Fernando	Credit	Merit	15	84
Bruce McDonald	Honour	Merit	21	108
Joyce Metassa	Merit	Merit	18	81
Deanne Bale	Credit	Acceptance	9	84
Roslyn Garnett	Acceptance	Acceptance	6	78
Jefferey Mott	Credit	Merit	15	108
Swarna Wijesekera	Merit	Acceptance	12	105
Shuying Jiang	Merit	Merit	18	63
Cheryl Zwart	Honour	Honour	24	135
Priscilla Gibbs	Merit	Acceptance	12	75
Jackie Dawson	Acceptance	Merit	12	123

A Gold Grade Digital

Julie Geldard	Merit	Credit	15	48
Rodney Topor	Honour		12	30

Understanding the rules and guidelines with regards to photographic competitions

Gary Silk has provided this link to inform members about the rules and guidelines. This should assist members to understand judges' thinking.

<https://psa-photo.org/index.php?division-definitions>

Results from February Print Competition

Subject: Nature *Judged by Ralph Brown*

B Grade Print

Member name	Open Image	Set Image	Points	Points YTD
Amanada Williams	Honour	Honour	24	24
Dorothy Harkins	Credit	Honour	18	18
Peter Varley		Merit	9	9
Christine Jull	Credit	Credit	12	12
Janet Richardson	Merit	Credit	15	15

AB Grade Print

Trudi Aykens	Honour	Merit	21	21
Gary (Rick) O'Shea	Credit	Credit	12	12
Margaret Kemmery		Credit	6	6
Heidi Wallis	Credit	Merit	15	15
Susan Chisholm	Merit	Honour	21	21
Robert Vallance	Credit	Credit	12	12
Chris Seen	Credit	Credit	12	12

A Grade Print

Geoffrey Hui	Honour	Honour	24	24
Bob Garnett	Credit	Honour	18	18
Hector Beveridge	Merit	Credit	15	15
Lekha Suraweera	Credit	Merit	15	15
Paul MacKay	Merit	Merit	18	18
Joyce Metassa	Credit	Merit	15	15
Rosslyn Garnett	Credit	Credit	12	12
Swarna Wijesekera	Credit	Credit	12	12
Jackie Dawson	Honour	Credit	18	18

A Gold Grade Print

David Knell	Credit	Credit	12	12
-------------	--------	--------	----	----

COMPETITION SCHEDULE 2021

Set subject	Entries due	Judging date	Description
Scapes	24 Mar	28 April	An image featuring an expansive view without any subject dominating the scene. (includes landscapes, seascapes, urban cityscapes)
Abstract	28 April	26 May	An abstract image is an attempt to express an emotion, sensation or impression and does not attempt an accurate depiction of visual reality. It may involve the use of colour, light, shadow, texture or shape to achieve this. An abstract image may isolate a fragment of a natural scene in order to remove its inherent context from the viewer. It may be purposely staged to create a seemingly unreal appearance from real objects.
People	26 May	23 June	A photograph of a person or people that must show all of the person(s) from head to foot (no head to waist close-ups). The person(s) in the photograph must be the focal subject, however, the image could also depict their environment or a broader scene. Can be posed or candid. Must be a live human being (mannikins, statues or ornaments will not be accepted).
Still life	23 June	28 July	Still life photography is a genre of photography used for the depiction of inanimate subject matter, typically a small group of objects. Similar to still life painting, it is the application of photography to the still life artistic style. The image must include at least three distinct, separate subjects (e.g. not three pears), arranged by the photographer and not found accidentally. The whole arrangement will be lit and photographed. Sections of the arrangement may be highlighted [e.g. lightpainting] and the subsequent exposures blended in post editing to achieve the final image. Individual, separate elements photographed and composited to form the final image will not meet the criteria. The subject can include flowers and food. A collection of discarded objects found in the environment does not satisfy the definition.
Architecture	28 July	25 Aug	This should show either the whole or significant part of a building's exterior form or significant elements of its interior space. The building (historical or contemporary) may be domestic, commercial, industrial or cultural. Multiple buildings such as city scapes do not fit this category.
High key	25 Aug	22 Sept	These images possess a range of whites and light tones thereby minimising the mid-tones and blacks. High key lighting in your photos results in the mid-tones or mid-range tones becoming white. The whites, meanwhile, become whiter. Blacks may still exist, but these will be minimal.
Looking up	22 Sept	27 Oct	The image must be taken to show a scene which lies above the photographer. An image of someone looking up will only be acceptable if that person/s are above the photographer.

Altered reality	27 Oct	24 Nov	The creative alteration of an image, or the combination of more than one image into a single element, either in-camera or through the use of editing software.
Annual	10 Nov	8 Dec	Refer to MGPS website competition page or <i>Member handbook</i> number 6.1 page 11
Open	8 Dec 2021	26 Jan 2022	An image of any subject or genre

See your email for full details.



SEQ-2021

Salon of Excellence Queensland

The Gympie Camera Club invites members of all PSQ affiliated organisations on behalf of the Photographic Society of Queensland to enter the Salon of Excellence 2021.

Please Note: All entries must be completed on the website that has been set up for the SEQ Competition.

Opening date: Saturday 9th of January 2021.

Closing date: Friday 2nd of April 2021.

www.photocompentries.net/?org=PSQ