


A Wonderful Christmas Party

Many club members turned out for our Christmas Party at Oxley Common on Sunday 4 December. A few arrived early hoping to capture some bird but aside for a large Eastern Brown Snake and a couple of Frogmouths, there was little to spot. Janet Richardson a band of enthusiastic helpers did a fine job organizing food and drink as well as some decorations.



INSIDE

Christmas Party	1
Annual Awards 2022	2
Member Successes	4
From the President and Editor	5
February Photo Shoot	8
Christmas Photo Shoot	6
Sandy Camp Photo Shoot	7
8 th February Meeting	9
Honours from November	10
Results of January Competition	12
Executive Committee & Club Officers	14
Competition Schedule 2023 to Jan 2024	15
Advice on entering prints	16



Sharing with the locals

MGPS Annual Awards

The club's Annual Awards were announced on 14 December. The judges for this major competition were Maureen Carthy for digital and Tina Dial for prints. In this competition, members were able to submit two digital and two prints with one in each category being colour and the other being monochrome. Results were as follows:

Digital Image of the Year (& 1st A Grade Digital Colour)



Ian Sweetman *Swan River Sunset*

Print of the Year (& 1st A Grade Print Monochrome)



Paul Mackay *Playing the winning card*

2nd A Grade Digital Colour



Geoff Hui *The Victory Spin*

3rd A Grade Digital Colour



Swarna Wijesekera *Dragonfly Landing*

Highly Commended in A Grade Digital Colour was awarded to Hazel Sempf, Dorothy Harkins, Suzanne Edgeworth, Eligia Sword, Paul Mackay, Heidi Wallis, Susan Chisholm, Bruce McDonald, Joyce Metassa and Michael Keenan.

1st A Grade Digital Mono



Geoff Hui *Hide and Seek*

2nd A Grade Digital Mono



Hazel Sempf *Sunset Net Fishing*

3rd A Grade Digital Mono



Susan Chisholm *Dragons Head Looks West*

Highly Commended in A Grade Digital Mono was awarded to Suzanne Edgeworth, Eligia Sword, Paul Mackay and Swarna Wijesekera.

1st A Grade colour prints



Geoff Hui *Sgwd y Pannwr Waterfall*
Wales

2nd A Grade colour prints



Elicia Sword *Golden Path*

3rd A Grade colour prints



Swarna Wijesekera *Bee at work*

Highly Commended in A Grade Colour Prints was awarded to Paul Mackay.

2nd A Grade mono prints



Geoff Hui *Mirror Mirror*
Who's the Fairest

2nd A Grade mono prints



Hector Beveridge *Foggy Morning*
at Wyaralong

Highly Commended in A Grade Mono Prints was awarded to Swarna Wijesekera.

1st Non A Grade colour digital




Brendan Barker *Checkmate*

2nd Non A Grade colour digital



Trudi Aykens *Afternoon Tea*

3rd Non A Grade colour digital



Janet Richardson *Seeking*
Forgiveness

Highly Commended in Non A Grade colour digital was awarded to John Langer.

1st Non A Grade mono digital



Robert MacFarlane *Just scraping by*

2nd Non A Grade mono digital



Brendan Barker *Contemplation*


3rd Non A Grade mono digital



Gwenda Kruger *Old is now new*

Highly Commended in Non A Grade mono digital was awarded to Trudi Aykens.

1st Non A mono prints



Margareta Dewilde *Behind Boggo Road Gaol*

2nd Non A Grade mono prints



Janet Richardson *Creek crossing*

3rd Non A Grade mono prints



Gwenda Kruger *And higher we go*

1st Non A colour prints



Christine Jull *Robber fly*

2nd Non A Grade colour prints



Margareta Dewilde *Hover fly*

3rd Non A Grade colour prints



Trudi Aykens *Misty Blue Brisbane*

Member Successes

Brendan Barker has achieved significant success in a series of International Competitions. He is well on the way to his LAPS. Some of Brendan's recent successes have included:

- Honourable Mention and Diploma MPC in the Circuit "NPC Fest 2022"
- Honourable Mention in the FKNS Winter Circuit 2022
- Nine acceptances in the CRNA Gora Circuit 2022
- a Gradac PGI Bronze Medal, a Gradac PGI Honourable Mention and a Victory P.W. Honourable Mention in the Snowy Circuit 2022.



One of Brendan's most successful images has been *Briz Vegas* (above).



Geoff Hui received a Gold and 2 Silver medals in the Travel Section the SAM Circuit (PSA 2022-84) India for his image *Prayers at the Cao Dai Temple*. This image was photographed in Vietnam at a temple built by the French in 1933. Cao Dai blends Buddhism, Christianity, Taoism, Confucianism, and Islam, and it's the 3rd largest religion in Vietnam.

Members may access these competitions through the link below which is part of the PSA website.

[Exhibitions \(psaems.org\)](http://Exhibitions(psaems.org))

From John North

Paul Mackay's application for AAPS by the Exhibition System with the Australian Photographic Society has been approved. It is a very significant achievement in which he can take justifiable pride. Achieving this honour is an important step in any photographic career. This is the 2nd level in the APS Honours System

February Photo Shoot – Kangaroo Point Sunrise

Date, Location and Time:	SATURDAY 25 February – Sunrise is at 5.49 am so it is your choice as when to arrive. I will be there at 5.00 am.
Details	What a better way to enjoy a Saturday than to be up with the chooks ready to photograph a sunrise. Lying around in bed is such a waste of a day. Yes, with Kangaroo Point we are facing the wrong way, but trust me, when the sun comes up, we get some very pretty glows on Brisbane's city buildings. If we get a calm day, the river is beautiful when there is no movement. You can stay up the top of Kangaroo Point or you can head down the stairs and take advantage of the board walk.
Meeting Point	The top of Kangaroo point near the gazebo on River Terrace closest to Vulture Street, which is near where they do the rock climbing.
Coffee	We will decide after the shoot.

FROM THE PRESIDENT



Happy New Year everyone, Welcome to 2023. I hope you all had a great Christmas with family and friends and are recovering from your New Year celebrations. Hopefully you took the opportunity to recharge not only the batteries in your camera but your own batteries as well.

We have some great speakers lined up for the coming months and as always, the monthly shoots provide some great photo opportunities and the ever-important social get togethers.

2023 is already shaping up to be a good year to be an MGPS member, so come along get involved and make the most of your membership.

Don't forget your suggestions and feedback are always welcome.

Ian Sweetman

FROM THE EDITOR



Welcome to the 2023 newsletters. There are a lot of interesting stories in the pipeline. This edition features the Club's Annual Awards and showcases the successful events the club staged around Christmas. We have some very interesting feature articles in the pipeline including Chris Jull's and Dotti Harkin's report on their Norfolk Island Adventure, Bob and Rosslyn Garnett's story about their safari to Kinkara station in North Queensland and Jeff Mott's tales of his adventures photographing puffins in Wales.

I'm sure many members have been on some interesting journeys now that travel has opened up. Have a chat with me and we can work out an easy way of including tales and images from your journey in the newsletter.

Please send ideas, feedback or contributions to **my email**.

newsletter@mgpsinc.onmicrosoft.com *Paul Mackay*

Christmas Photo Shoot

Gwenda Kruger organized an excellent photo shoot in the city on 8 December. Approximately 14 members wandered through the mall looking for Christmas focused images. A few stalwarts stayed on for dinner.



Gwenda Kruger



Sharon Puata



Swarna Wijesekera



Lekha Suraweera



Joni Keenan



Sandy Camp Wetlands Photo Shoot

Gwenda Kruger organised a very successful and well attended photo shoot at Sandy Camp Wetlands.



Hazel Hewlett-Smith



Eligia Sword



Dotti Harkins



Rodney Topor

8 February Club Meeting

FEBRUARY PRESENTATION – THE LITTLE THINGS OF LIFE –

Hi, I'm Cheryl Zwart. I come from a background of producing magazines and newspapers and playing with other people's images for many years. It was this that made me decide to start taking my own images, and around 12 years ago I decided to grab a camera and learn how to use it.

After photographing the general landscape and portraits, I found that my passion lay in the little things. I love monochrome but my heart is really with the insects and the smaller the better. It interests me to photograph what I can't see with the naked eye.

During my presentation, I would like to encourage you to build your own studio in your backyard that will cost you next to nothing and will give you hours of entertainment.



Plus Lekha Suraweera discussing Sri Lanka and David Kneel displaying prints

Honours from November

Low Key



Growling Hornet by Chris Seen

This image was captured at Riverfire. I arrived a couple of hours early as I wanted an exact location on Kangaroo Point Cliffs to give the longest view up and down the river.

Sony A9 with 200-600mm at 209 mm G Sony Lens. ISO 3200, 1/1250 (panning), f5.6.

In editing this appeared over exposed but with Lightroom and masking, I then reduced the background exposure and that brought out the golden hues of the sunset.

When I shared this on Facebook Rodney Topor reacted to the image in such a way that I knew it was worthy of entering in a

competition.

Lake Magic by John Langer

On a road trip to Western Australia in August-September 2022, we decided to return to Perth from Esperance via Wave Rock. We expected this to be a highlight of our WA adventure. Surprisingly, it was not! It was actually Lake Magic which is located at Wave Rock Resort near the town of Hyden. In fact, we had never heard of this salt lake before our arrival. However, the orange tones of the sky and reflections at sunset captured in the image means that we will always remember Lake Magic as a highlight of our trip. Lake Magic by name, Lake Magic by nature!

Camera: Apple iPhone XR, 26mm rear camera, no filter, 1/320 secs, f1.8, ISO 25



Fire Burn and Kettle Bubble by Rose Parr

I came upon this low-key possibility at the "Highfields Pioneer Village" in the Toowoomba area. Before anyone else with a camera noticed the spot, I nicked back to my car, grabbed my tripod, set up my equipment, and hogged the space in front of the scene for quite a while. It's not often you get to witness such a pot-boiler.

Editing in Lightroom, I made a significant crop to the original photo, discounting the grimy pans and lanterns rather high up the back wall, then adjusted the exposure in specific areas, to tone down unimportant background objects and pale areas of flooring, and to highlight the front of the foremost kettle.

This occurred while I was attending the Australian Photographic Society 3-day workshop at Toowoomba in September this year. I enjoyed the photo opportunities organised including Highfields Pioneer Village, Dog Portraits in the park, and the interior of the Empire Theatre. There were two evening



photo shoots including Astrophotography, but driving along dark, unknown country roads is not for me.

Sony A7Riii. Sony 24-70 lens: F16, 1/6 sec, ISO 500.

Otter Screen by Margareta Dewilde

I photographed this little fellow at Australia Zoo in the afternoon in colour. The image was processed in lightroom and Photoshop.

Image taken on Manual, 1/500sec, F/10, ISO 6400, M12-100 F4.0 lens at 100mm. Olympus E-M5MarkII



Owl in Dappled Forest Light by Jeff Mott

This was a portrait of a Long-Eared Owl I took while on a raptor photography day at Gauntlet Birds of Prey in the UK with Gary Jones Wildlife Photography. It was a windy but sunny day and so the dappled forest light would flicker over the head of the owl that one of the trainers had asked to sit in a tree in some woodland. The owl was very happy just sitting there posing on this day so made an awesome subject. Shooting several bursts trying to time the moving light, I was able to capture a shot that lit up the bird's head but cast everything else into relative darkness.

Nikon Z9 500mm 5.6pf at ISO 140 1/500th Sec.

Angles at King George Square by Robert Vallance

I love this area of the city for photography, and I particularly like these buildings. I am intrigued by the many angles and planes of the various buildings. Although this entry was in black and white, I also find the colours, particularly the red and grey pleasing to the eye. This image was taken from the traffic lights on Ann Street.

Fuji X-T30 with Fuji 18 to 135 lens at 74 mm, 1/350, f5.3, ISO 320. I shot in colour and processed in Luminar Neo using single image HDR and Noiseless extensions before converting to black and white adding contrast and brightness



Contemplation by Brendan Barker

This was the first self-portrait that I had attempted. Needless to say, there were numerous takes while I dialled in the focus, so that my left eye was tack sharp. Image was taken using an off-camera flash, with extra diffusion employed to cut down the harshness of the light.

Image was taken on a Sony A77 1/200 sec at F 4.0 and 100 ISO.

Where are you going Egret by Paul Mackay

I captured this image at Coomera River Causeway Park to where Geoff Hui, Chris Seen and I had travelled one afternoon hoping to capture the local Osprey fishing. We waited many hours without success. A pelican was fishing in front of us and with good fortune, I had focused on the pelican just as an Egret flew by. The pelican's open bill was a real bonus adding to the story.

Olympus OMD EM1 MK III with Olympus Zuiko Pro 300 mm Lens, ISO 640, 1/2000 sec, f 4.5



Results from January Competition

Subject: Open

AB Grade Print	PRINT COMPETITION judged by Graham Martin			
Member name	Open Image	Set Image	Points	Points YTD
Trudi Aykens	Acceptance	Merit	12	84
Margareta Dewilde	Merit	Credit	15	90
Christine Jull	Credit	Credit	12	66
Janet Richardson	Credit	Acceptance	9	39
Brendan Barker	Merit	Merit	18	93
Bill Van Diest	Credit	Credit	12	60
Robert Vallance	Acceptance	Acceptance	6	78
Rose Parr	Merit	Merit	18	57
A Grade Print				
Bob Garnett	Credit	Acceptance	9	66
Hector Beveridge	Merit	Merit	18	102
Dorothy Harkins	Acceptance	Acceptance	6	45
Lekha Suraweera	Merit	Honour	21	99
Eligia Sword	Merit	Merit	18	90
Paul MacKay	Merit	Credit	15	102
Susan Chisholm	Acceptance	Merit	12	99
Joyce Metassa	Acceptance	Merit	12	69
Kerri-Anne Cook	Honour	Credit	18	93
Rosslyn Garnett	Acceptance	Credit	9	45
Liann Haaima	Credit		6	33
Swarna Wijesekera	Merit	Honour ***	21	87

*** Print Image of the night

B Grade Digital	DIGITAL COMPETITION judged by Warren Veivers			
Member name	Open Image	Set Image	Points	Points YTD
John Langer	Honour	Merit	21	78
Joni Keenan	Credit	Honour	18	45
AB Grade Digital				
Trudi Aykens	Merit	Credit	15	75
Margareta Dewilde	Honour	Credit	18	78
Christine Jull	Credit	Merit	15	81
Janet Richardson	Merit	Acceptance	12	54
Brendan Barker	Merit	Merit	18	96
Bill Van Diest	Merit	Credit	15	42
Gwenda Kruger	Merit	Merit	18	78
Robert Macfarlane	Merit	Merit	18	96
Robert Vallance	Credit	Honour	18	87

A Grade Digital				
Member name	Open Image	Set Image	Points	Points YTD
Geoffrey Hui	Honour	Honour	24	114
Ellis Coles	Merit	Merit	18	78
Sharon Puata	Acceptance	Credit	9	42
Bob Garnett	Merit	Merit	18	66
Hector Beveridge	Credit	Merit	15	102
Lekha Suraweera	Credit	Merit	15	75
Eligia Sword	Honour	Merit	21	96
Paul MacKay	Merit	Merit	18	93
Heidi Wallis	Honour	Merit	21	90
Susan Chisholm	Merit	Merit	18	66
Bruce McDonald	Merit	Merit	18	69
Joyce Metassa	Credit	Merit	15	63
Kerri-Anne Cook	Merit	Honour	21	102
Rosslyn Garnett	Credit	Credit	12	45
Jefferey Mott	Honour	Merit	21	114
Liann Haaima	Merit	Acceptance	12	48
Swarna Wijesekera	Honour ***	Merit	21	93
Shuying Jiang	Merit	Merit	18	72

*** Digital Image of the night

Images awarded Merits or Honours will be displayed on the MGPS website -www.mgps.org.au/club/monthly-comps/winning-images Contact the Records Officer records@mgps.org.au for any problems.

MGPS OBJECTIVES

The Mount Gravatt Photographic Society is a community-based non-profit camera club that is affiliated with the Photographic Society of Queensland (PSQ). The club was formed in February 1967 by a small group of enthusiastic amateur photographers.

See <http://www.mgps.org.au/club/about-mgps/club-history> for more details.

The Aims of Mount Gravatt Photographic Society:

- To foster a love of the art of photography amongst its members and in the community.
- To assist members with problems pertaining to photography.
- To achieve a more fruitful alliance between the beginner and the experienced photographer.
- To present lectures on photography for beginners.
- To arrange competitions both within the Society and with other bodies from time to time.

MGPS Executive

	<p>Ian Sweetman President</p>		<p>Brendan Barker Vice President</p>
	<p>Gavin Carter Secretary</p>		<p>Ellis Coles Treasurer</p>
	<p>Janet Richardson Activities Officer</p>		<p>Margareta Dewilde Competitions Officer</p>
	<p>Paul Mackay Newsletter Editor</p>		<p>Michael Mitchell Records Officer</p>
	<p>Dotti Harkins Member #9</p>		

MGPS Officer Bearers			
Technical Support Officer	Susan McGrory	Welcome Desk 1	Dotti Harkins
Club Activities Officer	Gwenda Kruger	Welcome Desk 2	Christine Jull
Data Projectionist	Rodney Topor	Welcome Door 1	Lekha Suraweera
Assistant Projectionist	Rick O'Shea	Welcome Door 2	Robert Vallance
Digital Competitions	Tony White	Welcome Door 3	
Interclub Competition Officer	Suzanne Edgeworth	PSQ Liaison	Sue Gordon
Assistant Treasurer			
Competition Assistant	Janet Rowe	Supper Convenor	Joni Keenan
Equipment Officers	Rick O'Shea Russell Dickson	Hunt and Shoot Coordinator	Robert Vallance
SUBGROUP COORDINATORS			
Digital Group	Jeffrey Mott Reserve: Geoffrey Hui	Monochrome Group	Warren Veivers, Cheryl Zwart
Developers Group	Julie Geldard		

CLUB COMPETITION SCHEDULE 2022-Jan 2024

Set subject	Entries due	Judging date	Description
High Key	25-Jan	22-Feb	An image which consists of light tones only, with the exception that some small area may be black or near black.
Water in Motion	22-Feb	22-Mar	A picture featuring water, fresh or salt, which gives the impression that it is moving. Water in any form or location is acceptable.
Social Documentary (Black & White)	22-Mar	26-Apr	Social documentary photography is the recording of what the world looks like, with a social and/or environmental focus, and aims to draw the public's attention to ongoing social or environmental issues. It is often associated with the photographer providing a critical review / assessment of these issues and how people act on them. In these cases, the photographer also often advocates for the people impacted, trying to draw the public's attention to the topic documented. Images need to be black and white (grey tonal range) and not toned with any colour.
Portrait	26-Apr	24-May	An image of a person or persons from the waist up only, not a full length shot. This may include accessories and backgrounds in character with the subject. The image may be taken in a formal studio setting or in the community at large. It may be in colour or monochrome. Must be a live human being (mannikins, statues or ornaments will not be accepted).
Animals	24-May	28-Jun	Images of living untamed or domesticated animals (including pets) in natural or other outdoor environments that may include objects made by humans. Images may feature single or multiple animals. Indoor set-ups with natural or artificial lighting are not allowed. Creative post-processing, including composites, is allowed.
Scapes (includes landscapes, seascapes, urban-cityscapes)	28-Jun	26-Jul	A pictorial representation of land, sea, seashore, or urban environments that captures the aesthetic appeal of these outdoor settings. It brings the viewer into the scenery and perfectly captures the setting, mood, and feeling in the location. It can focus on wide-angle shots of landforms, rivers, estuaries, seas, seashores, city skylines, streetscapes and the like. It may also involve closer shots of features of these environments. If humans or animals are in the image, they should not be the main foci, but rather be intentionally present to give a sense of scale to the image.
Lines	26-Jul	23-Aug	Lines come in many flavours and just as many ways to create them. Lines can be thick, thin, plain, single, contour, broken, continuous, curved or straight. Consider the composition when compiling the image.
Abstract	23-Aug	27-Sep	An abstract image is an attempt to express an emotion, sensation or impression and does not attempt an accurate depiction of visual reality. It may involve the use of colour, light, shadow, texture or shape to achieve this. An abstract image may isolate a fragment of a natural scene in order to remove its inherent context from the viewer. It may be purposely staged to create a seemingly unreal appearance from real objects.

Monochrome	27-Sep	25-Oct	Any photograph containing shades of only one colour. If toning is carried out, it must be over the total photograph-partial toning and/or the addition of one or more colour is not acceptable in this monochrome section
Book Title	25-Oct	22-Nov	The image must bring to mind the title of a book which is in the public domain, either recent or historical. This can be achieved either by word association or scene association with elements of the image providing clear clues as to the title of a valid book. Name image with Book title
Annual	8-Nov	13-Dec	Refer to MGPS website competition page or Member handbook number 6.1 page 11
Open	13-Dec	24-Jan 2024	"An image of any subject or genre. 2 open images can be entered for both the digital and the print competitions."

EXTERNAL COMPETITION OPPORTUNITIES			
Competition	Open	Closes	Website
Warragul National Photographic Competition	3-1-23	15-3-23	https://www.warragulnational.org/
Queensland International Digital Circuit (final time event will be held)	1-4-23	19-6-23	http://www.queensland-photo.com Sections <ul style="list-style-type: none"> • Colour Open • Monochrome Open • Weather and Seasons (colour images only) • Smoke, Fire, Fog or Steam (Monochrome images only)

Newsletter of the Mount Gravatt Photographic Society Inc. (MGPS)

PO Box 234 Mount Gravatt QLD 4122

President: Ian Sweetman

Newsletter Editor: Paul Mackay

Email: newsletter@mgpsinc.onmicrosoft.com

Club meetings are held on the 2nd and 4th Wednesday of each month at St Bartholomew's Church Hall, corner of Logan Rd and Mountain St, Mount Gravatt.

Staying up to date:

For all the latest news on what's happening at the club and for news on other events and activities, you can;

- Join the Club's Facebook page – MGPS Members Group. Please ensure that your Facebook page is in the same name as your club membership to be eligible.
- Watch your inbox for regular club emails as well. If you are not receiving emails please let us know.

Entering Prints

Members are encouraged to enter prints in the monthly competitions. Print entry has two steps:

1. Enter your prints digital image through the MGPS website using the same process you use to enter the digital competition but select Print Entry.
2. Deliver your Prints to the hall for the 4th Wednesday Meeting. There are some folders on the right as you enter in which to place your prints. Contact our Competitions Officer, Margareta Dewilde if you wish to submit early: competitions@mgpsinc.onmicrosoft.com

Rules for Prints

All grades are able to submit **unmounted** prints for both Open and Set subjects. Previously this option was only available for B graders.

The club has acquired some robust sleeves that can be used for protecting prints. Just bring your prints to the regular meeting and slide it into one of the available sleeves.

Make sure the back of the print is marked with your competition number, whether it is the open or set category, the title and an arrow pointing to the top. You should use a soft marker to avoid creating an indentation on the front of the print.


Note that the document (print) **size is limited to a maximum of A3** while the **minimum size for all grades is 10x8**. B graders should be aware that this is a new minimum size for their prints.

Members with serviceable, reusable mounts may continue to use these but please note that the maximum unmounted print should be 16x20.

Re-usable Matboard Frame for competition print entries

HOW TO MAKE A RE-USABLE FRAME FOR YOUR PRINT ENTRIES FOR MONTHLY CLUB COMPETITIONS:

You'll need a backing board and matboard frame of matching size, some packaging tape and/or cloth tape and some 'Micropore' which is available from chemists or Priceline stores.



STEP 1

Line up the edges of your matboard and frame and hinge them with either a strip of packaging or cloth tape down one side on what will become the inside of the frame.



STEP 2

Create a frame of packaging tape on the backing board as shown in the photos. Your print can then be attached to either the packaging tape or the back of the cardboard frame using Micropore. Or attach your photo directly to the front the matboard if you prefer.



STEP 3

Make some loops of Micropore to seal the frame shut at each corner.

This makes the board easily re-usable as the Micropore pulls away without damaging either the matboard or your photo.

As all the tape is contained within the inside of the frame, it also means that **YOUR FRAME CAN'T DAMAGE ANYONE ELSE'S PRINTS**.

**Matboards and foam boards can be ordered online from Fix-A-Frame at Mt. Gravatt:
<https://www.fixaframe.com.au/online-store/Mat->



When submitting your entries, please ensure that there is **NO** tape on any external edge of the frame. We have had some entries damaged by tape from other people's frames. **Your entries may be rejected if this occurs.**

