



Entering National & International Competitions

Why & How

by Paul Mackay (in collaboration with John North, Brendan Barker, Geoff Hui, Chris Seen, Hector Beveridge, Bruce McDonald and Ellis Coles)

A few club members enter National and/or International Competitions. When discussing these with other club members, a couple of questions and comments typically emerge:

1. Why do you bother? I find it hard enough to get two or four images together for the monthly club competition.
2. How do you go about it? I would not know where to start.



This article is from a beginner's perspective for entering the wider competition scene. I am attempting to clarify these issues after having just entered a few National and International Competitions. Club members with more expertise than me have looked over this article to ensure it is an accurate guide to getting started.

Why?

Gaining a more precise evaluation of your images. How often in a club competition, have you entered what you believe to be an excellent image only to be disappointed with an acceptance or credit? Often, we can feel a bit deflated, but experience shows that judging is always subjective despite the dedication and hard work of our volunteer judges. Often, we just put that image aside baffled as to why it did not perform as well as expected. Club competition is always like this because your image is evaluated, often quickly by only one judge who forms an opinion based on his or her own biases. One of the benefits of National and International competitions is that a team of at least three judges evaluates your image so the personal bias of one individual judge is lessened. This enables you to gain a more balanced (but still subjective) assessment of your image.

INSIDE	
Entering National & International Comps	1-4
Member Successes	5
From the President & Editor	7
Club Meeting 14 September	7
Monochrome Gympie Trip	8
Rotary Multicultural festival	9
Powerhouse Photoshoot	10
September Photoshoot & Hunt & Shoot	11
Honours from July	12
Results of August Competition)	15
Executive Committee & Club Officers	17
MGPS Competition Schedule for 2022	18
Advice for entering prints	19

The judges in National and International competitions do not provide detailed feedback but instead award a grade. The grades are in two categories:

The grades are in two categories:

1. **Awards** which depending on the competition can include – places (1st to 3rd), Medals (Gold – Bronze), Highly Commended and Honourable Mention. There is often over 1000 entries so receiving an award is quite prestigious.
2. **Acceptances**. Unlike club competitions, Acceptances mean you have been placed in the top 20-35 percent of entries meaning it is at a meritorious standard you can count towards photographic honours.

Some competitions consist of a circuit whereby your entries are judged by three, four or even five panels of judges (in separate salons) and you receive up to five results for each image. This can show the subjectivity of judging particularly when it is spread across several countries.

As an example, one of my images, *Heatwave*, in the one competition, received 22 points and a Gold Medal in the first salon (based in Australia), 17 points and an Acceptance in the second (based in China) and 14 points and a rejection in the third salon (based in USA). I entered *Heatwave* in several other competitions received Acceptances but no further awards. I could continue to enter *Heatwave* in other competitions, but I am not allowed to re-enter it in the same competitions in subsequent years.



These competitions usually have between three and six subject categories which really enables you to hone your skills in particular areas. Some of the categories include Open Colour, Open Monochrome, Lights and Shadows, Portrait, Woman, People, Man, Woman and Child, Human Activity, Life, Architecture, Streets, Landscapes, Scapes, My Country, Photo Travel, Photojournalism, Nature, Birds, Macro and Insects. Just like in the club competition, categories involving Nature, Photo Travel and Photojournalism restrict the techniques used in processing an image generally stating that techniques that add, relocate, replace or remove any element of the original image, except by cropping, are not permitted. Understanding the categories and rules ensures you begin to think about categories when capturing an image.

After entering images in a series of competitions, you gain a deeper understanding of what areas of your photography work well and have more insight into the ingredients and qualities of a good image. Each competition has galleries of Awards and Acceptances from previous competitions. Browsing through these is a wonderful learning experience and a source of inspiration. In

some cases, the photographers have drawn the judges' attention through exotic locations or unusual cultural contexts. However, many of the winners draw on ordinary life within the photographer's world but convey these in extraordinary ways. **The experience of National and International competitions can assist your photography to move to a higher level.**

Acceptances and Awards from recognized National and International competitions may be credited towards the required points to be awarded photographic honours. These are letters you may place after your name which indicate that your peers in the photographic community recognize, that you consistently exhibit good quality images. The first level of honours is LAPS (Licentiate of the Australian Photographic Society) which when achieved through exhibition requires 50 Acceptances in recognized competitions. A further 50 Acceptances leads to AAPS (Associate of the Australian Photographic Society). There are much higher levels of Honours which are explained on the APS website. An acceptance in a competition may earn points towards honours bestowed by a number of photographic associations including APS, PSA and FIAP.

Successful entries in National or International competitions also contribute to MGPS' own internal honours. By informing the Records Officer of your result, these points contribute towards the Gold Award, the

Master Photographer Award, the Master Photographer Award - First Gold Star, the Master Photographer Award - Second Gold Star and Honour Awards. See the link to MGPS Bylaws (<https://www.mgps.org.au/index.php/about/members-handbook>) for more details.

Experience in National and International competition is also a good training on the pathway toward becoming a judge yourself if you are so inclined.

How?

Although not essential, **joining the Australian Photographic Society** (<https://www.a-p-s.org.au/>) is a good idea if you are planning to enter National or International competitions. APS lists the advantages of membership as the monthly e-News, Free Expressions, and The Printer, delivered electronically; as well as the option to add a group and access our online web folios and photographic community. You may enter APS approved exhibitions and inhouse group competitions and activities. The links to the competitions are in the monthly e-News. The cost of membership is \$89 a year. Membership of APS is required to be awarded APS Honours (<https://www.a-p-s.org.au/index.php/honours>).

To be eligible for Honours, National Exhibitions must have approval from APS and Internationals Exhibitions must have approval from at least one of the following bodies:

APS – Australian Photographic Society

FIAP – The International Federation of Photographic Art RPS – Royal Photographic Society

PSA – Photographic Society of America


PSNZ – Photographic Society of New Zealand

UPI – United Photographers International

GPU – Global Photographers Union

Links to National Competitions are published in this Newsletter, the PQS newsletter which is emailed to all members and the APS e-News which can be found on the APS website (<https://www.a-p-s.org.au/index.php/exhibition>). Links to International competitions are best found through the Photographic Society of America (PSA) website (<https://resources.psa-photo.org/index.php?current-exhibition-list>) or The International Federation of Photographic Art (FIAP) website (<https://www.fiap.net/en/approved-fiap-salons>). Once you have entered a competition, you may receive emails promoting other competitions. However, it is safer to follow the link in the PSA or FIAP website for overseas competitions.

All National and International competitions will require you to register. In each case, you submit a password so that you can re-enter the site and make changes if required. It is a good idea to select a special password to use for all these competitions that is separate from other passwords you use.



so that you can re-enter the site and make changes if required. It is a good idea to select a special password to use for all these competitions that is separate from other passwords you use.

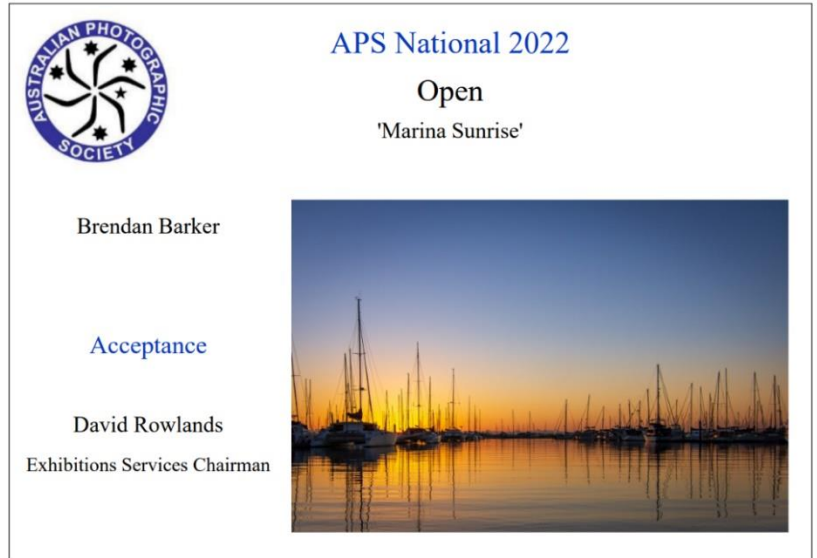
You are allowed to enter four images in each category. As a rule of thumb, I tend to use two images which have succeeded in the past, a retouched image which has been rejected but I believe has potential and a new image. The most important aspects are **simplicity** and the **WOW factor** as the judges will give your image no more than a few seconds to be sorted in the first stage of the process. These initial scores are compared between judges with a more detailed look at those

contending for acceptances and awards. Warren Veivers and Graham Martin provided excellent advice on this at the 13 July club meeting, a summary of which is in the July newsletter.

Uploading images is just as easy as uploading for the club competitions. In some cases, it is simpler as you can just drag and drop an image into the relevant box and the name of the image is immediately picked up as the title. John North stresses the **importance of the image name** as this must be consistent across all competitions in which this image is entered. You cannot just think of a sexier title and use that. The original title must remain. When uploading your images, it is useful to have them stored in a sub folder for the section of the competition (e.g. Open Mono). This exists within a folder for the competition. I usually label that folder with the name of the competition, due date, results and catalogue date. This means I can quickly see where it fits across the year. It is important to read the rules of the competition carefully and check the sizing requirements. Most use the same as the club 1920 x 1080 but some differ including 1024 x 768.

The final phase of entering is payment.

The fee covers the cost of administration of a large competition, some payment to judges and the cost of producing a catalogue which is either web-based or mailed to participants. Prices vary from the occasional free one to \$10 for four sections with one judging (salon) to \$80 for four sections with four judgings (four salons). In International Competitions, the price is often given in US dollars or Euros. Australian competitions are often paid using a credit card whereas International Competitions always use PayPal for safety. Clearly, entering a lot of competitions can be pricey but if you are judicious, you can select only the ones which suit your budget and preferred categories. John North chairs the Annual Queensland International Digital Circuit (QIDC) and with its four salons, it is quite good value.



Your results are emailed as a report card a few weeks after entries close so you can see how each image

was judged. Certificates for awards and acceptances are either emailed or posted. In some cases, medals are sent for the highest awards. Some weeks after the report card, a catalogue is published online or printed and mailed to you. This shows all the images that received acceptances or awards and again this provides an excellent learning opportunity. John North usually has QIDC catalogues available to view every year.

Conclusion















If you have experience in the club competition, be encouraged to try a few of these National and International competitions. Club members have found the process enjoyable and an interesting challenge. Most of all, it is not about the recognition but the internal reward of pursuing quality and the intuitive understanding of what creates a good photograph.

The screenshot shows the website for the 3rd Country of Heaven Photo Circuit. The header includes the logo and the text '3rd COUNTRY OF HEAVEN PHOTO CIRCUIT' and '第三届“天府之国”国际摄影巡回赛'. Below the header is a navigation menu with links for Home, Star Ratings and POPs, Salon Committee, Sections and Awards, Judges, Calendar, Payment of Fees, Previous Contest, Winner Lists, Salon T&C, Acknowledgement, and Contact Us. A red button for 'Online Submission' is visible. The main content area features a large black and white photograph of a person holding a drum over their face, with a globe and other objects on a table. A vertical strip of smaller images is on the right. At the bottom, the closing date is stated as 'Closing Date 20th October 2022' and '截至日期 2022年10月20日'.

Member Successes

RIVER CITY INTERCLUB PRINT COMPETITION (MGPS placed 8th)

Title / Photographer & Score

Open Colour Club Score 84	Open Monochrome: Score: 90. MGPS 3rd	Portrait/People: Score 79	Nature: Score 77
<p><i>River Hugger</i> Paul Mackay</p>  <p>25</p>	<p><i>Modern Design</i> Rosslyn Garnett</p>  <p>24</p>	<p><i>Just waiting</i> Paul Mackay</p>  <p>20</p>	<p><i>Fairyland on Mt Glorious!</i> Susan Chisholm</p>  <p>21</p>
<p><i>Rest from Rehearsal</i> Jackie Dawson</p>  <p>24</p>	<p><i>Simplicity</i> Bob Garnett</p>  <p>22</p>	<p><i>Your My Sunshine</i> Joyce Metassa</p>  <p>20</p>	<p><i>Lap of Luxury</i> Eligia Sword</p>  <p>20</p>
<p><i>Emotional Moments</i> Rosslyn Garnett</p>  <p>17</p>	<p><i>Guggenheim Museum Bilboa</i> Geoffrey Hui</p>  <p>23</p>	<p><i>Self Portrait</i> Bob Garnett</p>  <p>19</p>	<p><i>I am Here Mum and Dad</i> Joyce Metassa</p>  <p>16</p>
<p><i>Zebra Finches</i> Lekha Suraweera</p>  <p>18</p>	<p><i>High Country Refuge</i> John Doody</p>  <p>21</p>	<p><i>Tristan Hector Beveridge</i></p>  <p>20</p>	<p><i>Father and Son</i> Geoffrey Hui</p>  <p>20</p>
Non-A Grade Open: Score 81			
<p><i>Bendameer River</i> Robert Vallance</p>  <p>19</p>	<p><i>Pondering</i> Christine Jull</p>  <p>21</p>	<p><i>Bright orange caps</i> Janet Richardson</p>  <p>18</p>	<p><i>Set for Dinner</i> Margareta Dewilde</p>  <p>23</p>

2022 APS Australian Cup

MGPS placed 16th out of 39 clubs. Our entries are below.



Camel train

Bruce McDonald



Exercise time

Cheryl Zwart



Purple Dragons

Chris Seen



Angry Heron

Eliga Sword



Mine

Eliga Sword



A Lone Tree

GEOFFREY HUI



Guggenheim Museum Bilbao

GEOFFREY HUI



Not a Grassbird

Hector Beveridge



Reflective Moment

Hector Beveridge



King of the Beach

Heidi Wallis



Rest from Rehearsal

Jackie Dawson



Croaking in the rain

Jefferey Mott



Seeing eye to eye

Jefferey Mott



Surf life Savers Masters

Joyce Metassa



Definitions

Kerri Anne Cook



Dinner Time

Kerri Anne Cook



Amboseli National Park

Lekha Suraweera



Fisherman at Dawn

Lekha Suraweera



River Hugger

Paul Mackay



Barn Owl in flight

Swarna Wijesekera

2022 Mono Awards

Congratulations to Ann Ingham who was awarded two Highly Commended



FROM THE PRESIDENT



It is a new year for the club, and we have some new faces on the committee and in many other roles after the recent AGM. A huge welcome to all of you and a big thank you for stepping up to help with the running of our club. It is going to be another great year and I am looking forward to working with you all. A huge thank you as well goes to the people who have stepped down from roles. we will always be grateful for your contributions to MGPS.

I would like to make a special mention that Suzanne Edgeworth and Andrea Ryan retired from their committee this year. They have been an ongoing source of knowledge and experience within the committee that has been invaluable many times over. Suzanne has had a long-standing involvement on the committee, performing every committee position except Treasurer over the last 10 years. Anyone who has worked

with Suzanne with competitions and shows can attest to how much work she puts in on behalf of the club. They will both be greatly missed.

I would like to thank a couple of people for their long-standing commitment to the club. Kevin Dixon - After eight years as our webmaster Kevin is standing down. Rodney Topor - with ten years as Digital Group Co-ordinator he is standing down from that role, although he is continuing in his role as projectionist.

Finally a reminder to all our members, this is YOUR club, we need your ideas, your thoughts and constructive feedback so that we can continue to improve how our club services its members. *Ian Sweetman*


FROM THE EDITOR



We have some new office bearers following the AGM and these are listed on Page 17. I particularly want to thank some of our former office bearers for their assistance with the production of the newsletter. Susan McCrory (Secretary) provided excellent help with technology and setting up our member's survey last year. Also, I congratulate Susan on the recent birth of her son, Lochlann Chris McCrory and wish her family the very best of health and happiness. Suzanne Edgeworth (who continues in one of her roles) always provided information about coming meetings and was a wonderful go-to person when I did not know something. Rob Vallance staged excellent monthly activities and always provided the newsletter with details of activities well in advance. Kevin Dixon regularly emailed the newsletter to members and posted it on the website. Finally, I would like to acknowledge Rodney Topor who invited me to join digital group at my very first club meeting and has within that group provided insightful feedback on members' images.

As usual, I always welcome short articles, pieces of news as well as suggestions. Please send these to **my new email** newsletter@mgpsinc.onmicrosoft.com *Paul Mackay*

MGPS Meeting 14 September



John North from MGPS chairs the prestigious Queensland International Digital Circuit. Every year several club members participate in this competition. At our meeting on 14 September, John will walk us through the images that scored well and explain the issues the judges considered. This is a wonderful way to lift your photography to a new level.

Monochrome Gympie Rattler Trip

A few of the monochrome group set out for Gympie on the last weekend in July to meet up and take a few pics together. We travelled on the Gympie Rattler and took a few shots of the surrounding areas of Gympie. Dividing into small groups, we scoured the area for different aspects of photography and monochrome that we wanted to experiment with. Meeting up for dinner at the local RSL was a chance for us to meet in person when our normal monthly contact is via Microsoft Teams. This month's topic is transport, so we are hoping to see some interesting images to critique. If you want to learn more about monochrome, please join us on the third Thursday of the month and just click on the Microsoft Teams link that is emailed from the club.



Cheryl Zwart



Cheryl Zwart



Bruce McDonald



Bruce McDonald



Bruce McDonald

Rotary Multicultural festival

On Saturday 6 August, a group of club members attended the Rotary Multicultural Festival and Car Show at Mt Gravatt Showgrounds. Members were treated to very cooperative and interesting subjects within a festival atmosphere. Thanks to Ian Sweetman for arranging our participation.



Gwenda Kruger



Gwenda Kruger



Sharon Puata



Brisbane Powerhouse & Interior Portrait Shoot

After being very nervous today at taking over the Monthly Shoots from Rod Vallance, I am proud to say it was a great success. Firstly, a big thank you to Joni Keenan for her help in arranging use of the Powerhouse and also finding models, and to Bill McDonald for his help in arranging the attendance of extra models. We had Susie and Georgia, Max, Macey and Chloe, who all did a fantastic job. It is hard to believe they are not professionals! With an attendance of 20 members, we met at the Powerhouse, starting off with coffee, while we waited for everyone to arrive. We then headed into the Powerhouse for some fun.

The Powerhouse is a beautiful old building, with lots of character, so there were plenty of areas for photography. So, thank you also to the Powerhouse for letting us have free roam. The models were excellent, moving every which way we wanted and putting up with the very bright and warm sun. Hopefully, in the next few months we might be able to have a similar shoot as Portrait seems very popular. Thank you everybody who attended, and I shall see you at the next shoot. *Gwenda Kruger* **Congratulations to Gwenda for organizing a BRILLIANT shoot** *Editor*



Susan Chisholm



Gwenda Kruger



Lorraine Burdeu



Cheryl Zwart



Paul Mackay



Ian Hunter

September Photo Shoot

Location	MAIALA RAINFOREST, MT GLORIOUS RD
Date & Time	16/9/2022 9.30-11.30 am
Details:	<p>Maiala D'Aguiar National Park Parks and forests Department of Environment and Science, Queensland (des.qld.gov.au)</p> <p>https://parks.des.qld.gov.au/parks/daguilar/journeys/rainforest-circuit</p> <p>Maiala Rainforest is a beautiful rainforest which is only about 50 minutes from the CBD. It has an easy walking track which takes a circuit with no tough climbing. You'll see lots of fungi, tall trees, listen to the beautiful bird song, and of course take lots of photos. An excellent walk for Macro! Wear your good walking shoes, but the track is a well maintained track</p>
Meeting Point:	When you drive into the car park, you will see some picnic tables on the left up a small slope. I should be there first but if not, I won't be far behind. Try to arrive by around 9.15 am so we are all ready to start the circuit.
Parking:	There is a car park right at the beginning of the walk around the rainforest.
Coffee:	We shall meet as usual for coffee after the shoot. I shall update on location of coffee as the Maiala Rainforest Café has apparently permanently closed.



Hunt & Shoot

Advance Notice - Mount Gravatt Photographic Society Annual HUNT AND SHOOT will be on Saturday 22 October 2022.

It is a fun, and challenging day. Details to follow

Honours from JULY

NATURE



Mont Blanc by Gwenda Kruger

This photo was taken in 2011, I had my first DSLR, a Nikon D3000, which I used on Auto. Had no idea what any of the settings meant. I loved photography then but hadn't attempted learning about it. We were on holidays in France, staying in Chamonix for a couple of nights with a tour, and when we went to the top of Aiguille du Midi you could see Mont Blanc. It is my favourite photo from the holiday.

125mm on a 300 mm lens, ISO 100, 1/640, F6.3

Chateau by Bob Garnett

The Image of the Chateau was taken on our APT cruise on the Rhine River. The Chateau is situated on a very small Island in the river centre. At the time I was photographing birds on the close shore trees with not much success The Chateau appeared so quickly, no time to change lenses so 1-400 was used to take the photo. The image was processed in Lightroom. As the colour image did nothing for it I transferred it to NIKS software for monochrome. Punching up the contrast made a large improvement especially in the trees in the background.



Robber Fly by Chris Jull

I hadn't been out shooting Macro for a while so late one Saturday afternoon I went to Mt Coot-tha Gardens where I spotted this insect. I was very happy with the image but had no idea what it was until I asked a friend. He told me it was a Robber Fly. I shot this with my Olympus 60mm Macro lens, 1/60 sec, F11, ISO500, diffused flash.

Preparing the feast by Cheryl Zwart

Such proud little creatures these wasps! This one is preparing a feast of mushed up caterpillar for its offspring. I pretty much always use the same settings for my bugs. 1/250sec F11 ISO 640. I use a flash with diffuser. I use an Olympus EM1 MK1 for most of my bug pics, with a 60mm macro lens. Get as close as you can or dare. I had never seen this happen before, so I was quite interested in capturing the procedure from my garden. Keep your eye out you never know what you will see.



Dinner Wrapped and Ready by Hazel Sempf

I took this photo at the Mt Coot-tha Gardens while out on a macro shoot with a group of friends. My camera and set up is a Canon R with 100mm macro lens and a 12mm extension tube. I used a speedlight on full power with a diffuser designed for macro photography. My settings were 1/200, F11 and ISO800. The ISO is higher than I usually use for my macro photography as the spider was in quite a dark set back location. I used Lightroom to process the image where I cropped, and adjusted the brightness, whites and blacks, clarity and vibrance.



Spin Dry by Geoff Hui

This image of a female Eastern Osprey was photographed along the Coomera River at Oxenford. I shot this image in the morning on an incoming high tide. There was a lot of luck, a bit of planning and perseverance in getting this shot. I had a rough idea of where the Ospreys were diving for their fish. I had positioned myself upwind of that location and waited as I knew the Ospreys would fly into the wind to catch their prey. It took me about 6 visits before I got this shot. This female Osprey flew right past me after diving into the water to catch her breakfast, as she flew past me, she spun her head and body to dislodge water off her feather. Fortunately, the morning light (slightly backlit) was almost perfect to highlight all the water droplets as she spun herself dry.



Camera Settings: Sony Alpha 1, @ 600mm, f6.3, 1/4000s, ISO 2000, EV -1



Taking in the Scenery by Dotti Harkins

Recently on a trip to the Kimberley I visited some amazingly beautiful places. I wish I could have captured all of the images I have stored in my head but on a tour, you are at the mercy of time and weather. This image is of Windjana Gorge, a towering gorge which rises more than 100 metres above the floodplain. A saltwater croc was lurking off to the left but was photo shy. The photo was taken at midday. This image was taken with my Samsung 20 FE phone.

Kookaburra with lunch by Lekha Suraweera

This shot was taken in our backyard.

We have few blue tongue lizards residing in our garden, and I was saddened to see one of them had fallen prey to a Kookaburra. I had few minutes to take many shots and this one was the best, composition wise, the leaves blocked many of my other shots. It was dark among the tree branches. So had to use a high ISO.

Canon 7D mk2, with EF100-400mm, f/4.5-5.6L IS II USM, f/5.6 at 400mm, shutter speed 1/2500 at ISO 2000



Lightroom basic adjustments were utilised after a minor crop. The luminance of the green leaves was lowered to make the bird more prominent.



Short Lived by Jeff Mott

Nikon D850 500mm 5.6 PF at 1/2000 f8 ISO 450

Shot on Heron Island in February as the turtles hatch, they run a gauntlet of predators. Unfortunately, these Silver Gulls are an introduced pest who followed humans to the island and despite culling their numbers continue to grow.



Newsletter of the Mount Gravatt Photographic Society Inc. (MGPS)

PO Box 234 Mount Gravatt QLD 4122

President: Ian Sweetman

Newsletter Editor: Paul Mackay

Email: newsletter@mgpsinc.onmicrosoft.com

Club meetings are held on the 2nd and 4th Wednesday of each month at St Bartholomew's Church Hall, corner of Logan Rd and Mountain St, Mount Gravatt.

Staying up to date:

For all the latest news on what's happening at the club and for news on other events and activities, you can;

- Join the Club's Facebook page – MGPS Members Group. Please ensure that your Facebook page is in the same name as your club membership to be eligible.
- Watch your inbox for regular club emails as well. If you are not receiving emails please let us know.

APS National Meet up - Toowoomba 2022



Like 4 Share Tweet



Meet Up



Details

Start Date	11 September, 2022
End Date	14 September, 2022
Cut off date	28 August 2022
Individual Price	\$50 Members - \$70 Non Members
Location	Toowoomba QLD

Results from July Competition

Subject: Scapes

AB Grade Print	PRINT COMPETITION judged by Lazio Fabri			
Member name	Open Image	Set Image	Points	Points YTD
Trudi Aykens	Acceptance	Credit	9	21
Margareta Dewilde	Credit	Acceptance	9	24
Christine Jull	Acceptance	Acceptance	6	27
Brendan Barker	Acceptance	Credit	9	21
Robert Vallance	Merit	Merit	18	33
Rose Parr		Acceptance	3	3
A Grade Print				
Bob Garnett	Credit	Credit	12	30
Hector Beveridge	Merit	Credit	15	33
Chris Seen	Merit		9	9
Dorothy Harkins	Acceptance	Acceptance	6	24
Lekha Suraweera	Merit	Merit	18	39
Eligia Sword	Credit	Honour ***	18	30
Paul MacKay	Honour	Honour	24	39
Heidi Wallis	Acceptance	Credit	9	24
Susan Chisholm	Honour	Merit	21	36
Bruce McDonald	Acceptance	Acceptance	6	6
Joyce Metassa	Credit		6	18
Kerri-Anne Cook	Credit	Credit	12	27
Rosslyn Garnett	Acceptance	Credit	9	24
Liann Haaima	Credit	Acceptance	9	15
Swarna Wijesekera	Credit	Credit	12	27

*** Print Image of the night

B Grade Digital	DIGITAL COMPETITION judged by Graham Harris			
Member name	Open Image	Set Image	Points	Points YTD
Lee Dixon	Acceptance	Acceptance	6	18
AB Grade Digital				
Trudi Aykens	Acceptance	Acceptance	6	24
Margareta Dewilde	Acceptance	Credit	9	18
Christine Jull	Credit	Acceptance	9	24
Janet Richardson	Credit	Credit	12	12
Brendan Barker	Credit	Merit	15	33
Ian Hunter	Honour	Acceptance	15	15
Gwenda Kruger	Merit	Acceptance	12	18
Robert Macfarlane	Merit	Merit	18	27
Louise Jameson		Credit	6	6
Lorraine Burdeu	Credit	Acceptance	9	18
Russell Dickson	Credit	Acceptance	9	18
Robert Vallance	Merit	Credit	15	24
Rose Parr		Merit	9	21

A Grade Digital				
Member name	Open Image	Set Image	Points	Points YTD
Geoffrey Hui	Honour	Credit	18	33
Ellis Coles	Credit	Merit	15	21
Sharon Puata	Acceptance	Acceptance	6	15
Hazel Sempf	Credit	Credit	12	30
Rodney Topor	Merit	Acceptance	12	24
Gary (Rick) O'Shea	Acceptance	Acceptance	6	18
Bob Garnett	Credit	Merit	15	27
Hector Beveridge	Merit	Honour ***	21	27
Kevin Dixon	Acceptance	Acceptance	6	12
Chris Seen	Merit	Credit	15	15
Dorothy Harkins	Acceptance	Acceptance	6	15
Lekha Suraweera	Merit	Merit	18	30
Suzanne Edgeworth	Credit	Credit	12	30
Eligia Sword	Merit	Acceptance	12	27
Paul MacKay	Honour	Merit	21	33
Heidi Wallis	Merit	Merit	18	33
Sam Fernando	Credit	Credit	12	12
Susan Chisholm	Merit	Acceptance	12	24
Bruce McDonald	Credit	Acceptance	9	9
Joyce Metassa	Credit	Acceptance	9	18
Kerri-Anne Cook	Merit	Credit	15	33
Roslyn Garnett	Acceptance	Credit	9	21
Jefferey Mott	Merit	Merit	18	39
Liann Haaima	Credit	Acceptance	9	15
Swarna Wijesekera	Acceptance	Acceptance	6	18
Shuying Jiang	Credit	Acceptance	9	18
Cheryl Zwart	Honour	Credit	18	36

*** Digital Image of the night

Images awarded Merits or Honours will be displayed on the MGPS website -www.mgps.org.au/club/monthly-comps/winning-images Contact the Records Officer records@mgps.org.au for any problems.

MGPS OBJECTIVES

The Mount Gravatt Photographic Society is a community-based non-profit camera club that is affiliated with the Photographic Society of Queensland (PSQ). The club was formed in February 1967 by a small group of enthusiastic amateur photographers.

See <http://www.mgps.org.au/club/about-mgps/club-history> for more details.

The Aims of Mount Gravatt Photographic Society:

- To foster a love of the art of photography amongst its members and in the community.
- To assist members with problems pertaining to photography.
- To achieve a more fruitful alliance between the beginner and the experienced photographer.
- To present lectures on photography for beginners.
- To arrange competitions both within the Society and with other bodies from time to time.

MGPS Executive

	<p>Ian Sweetman President</p>		<p>Brendan Barker Vice President</p>
	<p>Gavin Carter Secretary</p>		<p>Ellis Coles Treasurer</p>
	<p>Janet Richardson Activities Officer</p>		<p>Margareta Dewilde Competitions Officer</p>
	<p>Paul Mackay Newsletter Editor</p>		<p>Michael Mitchell Records Officer</p>
	<p>Dotti Harkins Member #9</p>		

MGPS Officer Bearers			
Technical Support Officer	Susan McGrory	Welcome Desk 1	Dotti Harkins
Club Activities Officer	Gwenda Kruger	Welcome Desk 2	Christine Jull
Data Projectionist	Rodney Topor	Welcome Door 1	Lekha Suraweera
Assistant Projectionist	Rick O'Shea	Welcome Door 2	Robert Vallance
Digital Competitions	Tony White	Welcome Door 3	
Interclub Competition Officer	Suzanne Edgeworth	PSQ Liaison	Sue Gordon
Assistant Treasurer			
Competition Assistant	Janet Rowe	Supper Convenor	Joni Keenan
Equipment Officers	Rick O'Shea Russell Dickson	Hunt and Shoot Coordinator	Robert Vallance
SUBGROUP COORDINATORS			
Digital Group	Jeffrey Mott Reserve: Geoffrey Hui	Monochrome Group	Warren Veivers, Cheryl Zwart
Developers Group	Julie Geldard		

CLUB COMPETITION SCHEDULE 2022

Set subject	Entries due	Judging date	Description
Reflections	28 Sept	26 Oct	Images where mirrors, windows, water, or other reflective surfaces are used to get reflections. Creative possibilities endless....
Low Key	26 Oct	23 Nov	Low-Key images that have been exposed or manipulated post-processing, so that the key tones are darker than the mid-tone ideal (meaning the highlights are dimmer, the shadows dense and the overall image looking darker and more brooding)
Annual	09 Nov	14 Dec	Refer to MGPS website competition page or Member handbook number 6.1-page 11
Open	14 Dec 2022	28 Jan 2023	An image of any subject or genre 2 open images can be entered for both the digital and the print competitions.

EXTERNAL COMPETITION OPPORTUNITIES

Competition	Open	Closes	Website
Edwardstown Photography Club National Exhibition	5-8-22	9-10-22	https://epcnational.myphotoclub.com.au/
Australian Digital Photography Awards	1-9-22	15-10-22	https://apsadpa.myphotoclub.com.au/
Maitland International Salon of Photography 2023	17-9-22	6-1-23	https://maitlandsalon.myphotoclub.com.au/
Warragul National Photographic Competition	3-1-23	15-3-23	https://www.warragunational.org/

Did you know your results in external competitions contribute towards your cumulative points towards MGPS Gold, Silver and Bronze awards as well as Masters and Honours Status?

Check the table below and if this applies to you, contact Michael Mitchell with details - records@mgps.org.au

Comp	Champion	Honour	1st	2nd	3rd	Merit/ Highly Command	Credit	Acceptance	Entry
MGPS Monthly Competition		12				9	6	3	
MGPS Annual Competition (December)	30		20	15	10	5			
MGPS – Interclub – Metro, PSQ	40		20	16	12	9			3
Approved minor salons, shows, exhibitions, events	25		10	8	6	4		2	1
State Salon Including SEQ	50		30	24	18	12		6	1
National Salon	70		40	32	24	16		8	1
International Salon	10		50	40	30	20		10	1

Entering Prints

Members are encouraged to enter prints in the monthly competitions. Print entry has two steps:

1. Enter your prints digital image through the MGPS website using the same process you use to enter the digital competition but select Print Entry.
2. Deliver your Prints to the hall for the 4th Wednesday Meeting. There are some folders on the right as you enter in which to place your prints. Contact our Competitions Officer, Margareta Dewilde if you wish to submit early: competitions@mgpsinc.onmicrosoft.com

Rules for Prints

All grades are able to submit **unmounted** prints for both Open and Set subjects. Previously this option was only available for B graders.

The club has acquired some robust sleeves that can be used for protecting prints. Just bring your prints to the regular meeting and slide it into one of the available sleeves.

Make sure the back of the print is marked with your competition number, whether it is the open or set category, the title and an arrow pointing to the top. You should use a soft marker to avoid creating an indentation on the front of the print.

Note that the document (print) **size is limited to a maximum of A3** while the **minimum size for all grades is 10x8**. B graders should be aware that this is a new minimum size for their prints.

Members with serviceable, reusable mounts may continue to use these but please note that the maximum unmounted print should be 16x20.

Re-usable Matboard Frame for competition print entries

HOW TO MAKE A RE-USABLE FRAME FOR YOUR PRINT ENTRIES FOR MONTHLY CLUB COMPETITIONS:

You'll need a backing board and matboard frame of matching size, some packaging tape and/or cloth tape and some 'Micropore' which is available from chemists or Priceline stores.



STEP 1

Line up the edges of your matboard and frame and hinge them with either a strip of packaging or cloth tape down one side on what will become the inside of the frame.



STEP 2

Create a frame of packaging tape on the backing board as shown in the photos. Your print can then be attached to either the packaging tape or the back of the cardboard frame using Micropore. Or attach your photo directly to the front the matboard if you prefer.



When submitting your entries, please ensure that there is **NO** tape on any external edge of the frame. We have had some entries damaged by tape from other people's frames. **Your entries may be rejected if this occurs.**

STEP 3

Make some loops of Micropore to seal the frame shut at each corner.

This makes the board easily re-usable as the Micropore pulls away without damaging either the matboard or your photo.

As all the tape is contained within the inside of the frame, it also means that **YOUR FRAME CAN'T DAMAGE ANYONE ELSE'S PRINTS.**

**Matboards and foam boards can be ordered online from Fix-A-Frame at Mt. Gravatt:
<https://www.fixaframe.com.au/online-store/Mat->

