



# EXPOSURE

October - November 2019

Newsletter of the Mount Gravatt Photographic Society Inc. (MGPS)

PO Box 234  
Mount Gravatt Qld 4122

President: Gary Silk  
Newsletter Editor: Deanne Bale  
Email: [newsletter@mgps.org.au](mailto:newsletter@mgps.org.au)

Club meetings are held on the 2<sup>nd</sup> and 4<sup>th</sup> Wednesday of each month at:  
St. Bartholomew's Church Hall  
Cnr Logan Rd & Mountain St, Mount Gravatt

## IN THIS ISSUE

From the Editor .....	2
Committee 2019 – 2020 .....	3
New President's Message .....	4
Past President's Message .....	5
Volunteers Needed .....	6
Lighting Sub-Group .....	6
MGPS Image Exhibition .....	7
What's on at the Club .....	7
2019 Hunt & Shoot Competition .....	8
Other Club Activities .....	9
Mt Gravatt Show results .....	10
Date Claimers .....	11
Competition Results .....	12
Monthly Competition Subjects .....	13
Photographic Inspiration .....	14
Reusable Matboard Instructions .....	15
External Competitions .....	16
APS Acceptance List .....	18

## CLUB OBJECTIVES

The Mount Gravatt Photographic Society is a community-based non-profit camera club that is affiliated with the Photographic Society of Queensland (PSQ). The club was formed in February 1967 by a small group of enthusiastic amateur photographers. See <http://www.mgps.org.au/club/about-mgps/club-history> for more details.

### The Aims of Mount Gravatt Photographic Society:

- To foster a love of the art of photography amongst its members and in the community
- To assist members with problems appertaining to photography
- To achieve a more fruitful alliance between the beginner and the experienced photographer
- To present lectures on photography for beginners
- To arrange competitions both within the Society and with other bodies from time to time.

## M.G.P.S. GROUPS – FULL DETAILS AVAILABLE ON THE MGPS WEBSITE

**BEGINNERS/DEVELOPERS GROUP:** Meets on the 2<sup>nd</sup> Wednesday of each month at 5:30 pm, in the small room at St. Bartholomew's Church Hall, cnr Logan Road and Mountain Street, Mt. Gravatt. Coordinator: Julie Geldard. [jules@vidpicpro.com](mailto:jules@vidpicpro.com)

**\*\*Please contact Julie to advise if you will be attending\*\*.**

**LIGHTING SUB-GROUP:** Meets on the 3<sup>rd</sup> Monday of each month at 7:00 pm, at Garden City Library meeting room .  
Coordinator: Gary Silk Ph. 0417 895 050 [garysilk@westnet.com.au](mailto:garysilk@westnet.com.au)

**MONOCHROME GROUP:** Meets on the 3<sup>rd</sup> Wednesday of each month at 7:30 pm. Check slides for location.  
Coordinator: Warren Veivers/Cheryl Zwart Ph. 0418 982 240. [monochrome@mgps.org.au](mailto:monochrome@mgps.org.au)

**INTERNATIONAL GROUP:** Meets on the 3<sup>rd</sup> Thursday of each month at various locations. Check meeting slides for location of contact  
Coordinator: John North Ph. 3397 1250. [jonden\\_01@hotmail.com](mailto:jonden_01@hotmail.com)

**DIGITAL GROUP:** Meets on the 4<sup>th</sup> Monday of each month at 7:30 pm sharp. Venue: Garden City Library meeting room.  
Coordinator: Rodney Topor Ph. 0438 112 358. [digital@mgps.org.au](mailto:digital@mgps.org.au)

**COMMITTEE MEETINGS** are held on the 1<sup>st</sup> Monday of each month. If you would like to attend, please contact the Club Secretary to confirm the time and location of this month's meeting: [secretary@mgps.org.au](mailto:secretary@mgps.org.au)

# From the Editor

[Well so much has happening in the coming months its hard to know where to start.](#)

[The set subjects have been determined – you can find the full list on page 5 \(there are a few surprises in there too which are really exciting\).](#)

[Christmas is fast approaching and we have a date for the MGPS Christmas party – 11 December 2019 – 7:00pm – 9:30pm at Bartholomew’s Church Mall, Mount Gravatt. We need some helpers to set up at around 6:00pm so if you can help out please let someone know at the next meeting.](#)

[You will also need to let us know you are coming so the attendance list will be placed at the front desk at the next meeting. If everyone can bring something along \(BYO Alcohol and glasses\) it will help make for a very fun night.](#)

[Some of the recent club events have been a great success with really good feedback from all that attended.](#)

[Congratulations to the winners of the hunt and shoot event held at Mt Cootha Botanical Gardens 29/09/2019 : Bruce McDonald, Paul Mackay, Garry, Dotti Harkins, Pricilla Gibbs, Michelle Coles, Janet Richardson, and Rodney Topor. The overall winner will be announced soon – stay tuned!](#)

[It has been great following you all on Facebook and seeing your fantastic images on the Club page – for our new members it is well worth getting on line to what is coming up, what others are doing – don’t be shy, show us what you have been doing as well. It inspires others to get out and about and you never know, you might snap that next honour image. Some of my personal favourites are images of Riverfire \(thanks Tony Rush\), Clive Hammonds Rodeo images and who could go past some of the very creative smoke art images by Suzanne Edgeworth and our very own Prez.](#)

[Lastly if you received a perpetual trophy for the Annual 2018 competition could you please return it to the club for a replacement glass trophy.](#)

[If you have anything that you would like to include in the next newsletter – shoot us an email: \[newsletter@mgps.com.au\]\(mailto:newsletter@mgps.com.au\)](#)

## HELPING AT MEETINGS

If you arrive early, please help out where you can by setting up chairs, print stands, screen or tables.

Staying after the end of the meeting to put various equipment items and chairs away is another way to help.

If you see a visitor or new member: make their visit comfortable. Chat and welcome them. This is what the club is about – helping and encouraging people on their journey of photography.

REMEMBER: A club doesn’t run by itself.

### CONSIDERATION:

**Please remember that audible conversation during a judging or other presentation is both distracting to the audience and discourteous to the presenter. If you notice the President about to speak, ask your neighbours to please be quiet.**

### PARKING:

Please note that the parking space closest to the back door of the hall is reserved for our guest speakers and judges, who may need to unload gear from their vehicle. Please ensure that you are not blocking other vehicles if you are parked in Mountain Street or in the laneway. Please DO NOT park in the driveway between buildings, as this blocks others who may need to leave early.

## NEW MEMBERS

**A very warm welcome to the following new members:**

**Tony Rush, Christine Jull and Lorraine Burden**

## STAYING UP TO DATE

For all the latest news on what’s happening at the club and for news on other events and activities, you can join the Club’s Facebook Page. – MGPS Members Group. Please ensure that your Facebook page is in the same name as your club membership to be eligible. Watch your inbox for regular club emails as well. If you are not any receiving emails let us know.

**Reminder!**

## Membership Fees are now overdue!

Members can make cheques payable to:  
Mt Gravatt Photographic Society.

You can either pay in person at the next club meeting or post to:  
PO Box 234, Mt Gravatt QLD 4122.

If you would like to pay by direct debit please request account details via our website directing the email to: [treasurer@mgps.org.au](mailto:treasurer@mgps.org.au)

### MEMBERSHIP FEES

APPLICATION FORM – [Download MGPS Membership Application form \(in PDF format\)](#)  
MEMBERSHIP FEES – Joining fee \$15.00 (Once only – if membership is continuous).

	Associate Membership	Spouse or Partner* Membership	Concessional Membership - Pensioners, or full-time Students
Full Membership	\$35.00	\$30.00	\$25.00

\*Spouse or partner of an ordinary member, who has already paid \$50 fee

To help cover running costs, members and associates pay a \$4.00 entry fee at the door each regular club meeting night they attend. Concessional members pay \$3.00. This contributes to room rental, and the cost of supper, etc.

## Committee 2019 -2020

M.G.P.S COMMITTEE	2019 - 2020
<b>EXECUTIVES</b>	
President	Gary Silk
Vice President	Suzanne Edgeworth
Secretary	Margaret Duncan
Treasurer	Chris Seen
Activities Officer	John Doody
Competitions Officer	Bruce McDonald / Sue Gordon
Newsletter Editor	Deanne Bale
Records Officer	Michael Mitchell
Committee Member # 9	Andrea Ruan
<b>OFFICERS</b>	
<b>Competitions Officer 2</b>	
Data Projectionist /Digital Competitions	Tony White
Interclub Competition Officer	Suzanne Edgeworth
Assistant Treasurer	Wimal Kannangarra
<b>Assistant Activities Officer</b>	
Equipment Officer	Michael Keenan
Librarian	Amanda Williams
Welcoming Officer 1 (door)	Janet Richardson
Welcoming Officer 2 (door)	Joni Keenan
Welcoming Officer 1 (visitors)	Lehka Suraweera
Welcoming Officer 2 (visitors)	Gary (Rick) O'Shea
PSQ Liaison Officer	Sue Gordon
Web Site Coordinator	Kevin Dixon
Hunt and Shoot Coordinator	Sam Fernando
Catering Coordinator	Kiann Haaima
<b>INTEREST GROUP COORDINATORS</b>	
Digital Group	Rodney Topor
<b>Assistant Digital Group</b>	
Monochrome Group	Cheryl Zwart
Assistant Monochrome Group	Warren Viefers
Beginners Group	Julie Geldard
Assistant Beginners Goup	Kevin Dixon / Evelyn Campbell
Inter/National Group	John North
Junior Group	Jan Sharples
Lighting Group	Gary Silk

# President's Message by Gary Silk

Greetings fellow members,  
Firstly, a big thankyou to all who put their hand up for the various positions that were open at the AGM , that is what makes a club so special.

A little [me..little?] about me . I have been taking and making images for quite a number of years now and the novelty still hasn't worn off.

My interest in clubs such as ours lies in the fact that they are a great way to learn and grow in the art of photography.

If you avail yourself of the many avenues for creative learning offered, you cannot fail to advance your skillset and become the photographer you wish to be.

The philosophy I try to follow being a club member is to share my knowledge with others . I don't keep things I know locked in a cupboard in a darkroom[pun] but am happy to share and discover new ways to use it.I hope that others with skills to share will do likewise.

I hope our next year will be enjoyable for all ,that as many of you who wish to will join in our workshops and activities and enjoy and learn from them.

The Club is also there for those who only wish to gather with likeminded folk once or twice a month at our meetings for the presentations and competition critique nights. These are learning experiences also.

If you have any questions about the Club or ideas you wish to share please let myself or other Committee members know so you queries can be answered and ideas acted upon.

Enjoy the year ahead and I will see you at the next meeting or activity .

The Prez.



# SET SUBJECTS FOR 2020

Subject	Entry Due	Judging Date
Open	11/12/2019	22/01/2020
Nature	22/01/2020	26/02/2020
Action	26/02/2020	25/03/2020
Monochrome	25/03/2020	22/04/2020
Scapes	22/04/2020	27/05/2020
Portrait	27/05/2020	24/06/2020
Looking Down	24/06/2020	22/07/2020
Song/Film Title	22/07/2020	26/08/2020
Creating (incl abstract)	26/08/2020	23/09/2020
Minimalism	23/09/2020	28/10/2020
Shadows	28/10/2020	25/11/2020
Annual Comp	11/11/2020	09/12/2020
Open	25/11/2020	27/01/2021



## Lighting Subgroup – Monday 19<sup>th</sup> August 2019 and Monday 16<sup>th</sup> September 2019



**WHAT IS THE ONE THING ALL PHOTOGRAPHERS USE IN COMMON?  
IS IT A CAMERA? IS IT A LENS? HOW ABOUT AN EDITING SUITE?  
ABOVE ALL IT IS LIGHT.**

Many photographers only use natural light for their image making. This can limit their image making to usually only shooting during the day until this natural light fades and their exposure times become too long for the image they want.

What about still life, celebrations indoors, birthdays and parties and those projects you would like to undertake but find the lighting daunting? How do we overcome these obstacles? The answer is SUPPLEMENTARY LIGHTING.

This can consist of On/Off Camera Flash, Studio Flash and Continuous Lighting with the use of soft boxes, umbrellas, diffusers, reflectors -both positive and negative, transceivers and receivers etcetera.

The aim of the Lighting Subgroup is to help demystify these terms and how best to use these tools to light your project. The group will attempt to be as hands-on as possible so that you will have practical experience to aid your learning. We will also experiment with bounce flash using the wall or ceiling and what the limitations are.

The venue is The Mt Gravatt Library at Garden City on the 3rd Monday of the month starting at 7.30 pm.

Location: Level R4 - Yellow Car Park Garden City Shopping Centre Cnr Logan Road & Kessels Rd, Upper Mount Gravatt.

Coordinator: Gary Silk. [garysilk@westnet.com.au](mailto:garysilk@westnet.com.au) Mob: 0417 895 050.

# What's On At the Club



- ❖ 23 October – COMPETITION JUDGING NIGHT  
Subject – After Dark
- ❖ 11 September – QIDC showing and various work stations – BRING YOUR CAMERA!
- ❖ 13 November – COMPETITION JUDGING NIGHT Subject - The Colour Yellow
- ❖ 16 November 2019 – PSQ BBBQ - Burpengary
- ❖ 9 October – GUEST SPEAKER – to be confirmed
- ❖ 11 December - COMPETITION JUDGING NIGHT  
Subject – Open

# Club Competition Results

Member Name	Open Image	Set Image	Points	Points YTD
<b>B GRADE PRINT</b>				
Amanda Williams		Honour	12	12
Joni Keenan	Merit	Honour	21	33
Janet Richardson	Honour	Merit	21	42
<b>AB GRADE PRINT</b>				
Trudi Aykens	Credit	Merit	15	24
Michelle Coles	Honour		12	12
Paul MacKay	Credit	Merit	15	36
Geoffrey Hui	Merit	Merit	18	51
Heidi Wallis	Credit	Merit	15	48
Rosslyn Garnett	Credit	Merit	15	36
Caroline Marshall	Merit	Credit	15	36
Danielle Pritchard	Honour	Merit	21	45
Margaret Yeo	Credit	Credit	12	12
Andrea Ryan	Honour	Honour	24	24
Margaret Duncan	Honour	Honour	24	48
Susan Chisholm	Merit	Honour	21	45
Robert Vallance		Credit	6	9

Member Name	Open Image	Set Image	Points	Points YTD
<b>A GRADE PRINT</b>				
Bob Garnett	Honour	Merit	21	51
Hector Beveridge	Merit	Honour	21	51
Lekha Suraweera	Honour	Merit	21	51
Suzanne Edgeworth	Honour	Credit	18	30
Sam Fernando	Merit	Credit	15	39
Bruce McDonald	Merit	Credit	15	51
Joyce Metassa	Merit	Honour	21	39
Jefferey Mott	Merit	Honour	21	33
Lianne Haaima	Honour	Merit	21	45
Swarna Wijesekera	Honour	Credit	18	36
Michael Keenan	Honour	Merit	21	63
<b>A GOLD GRADE PRINT</b>				
David Knell	Merit	Honour	21	48
Gordon Dixon	Merit	Merit	18	30
Clive Hammond	Acceptance	Honour	15	54

Subject	Print Due	Digital Due	Judging Date	No of Images	Definition
The Colour Yellow	23 <sup>rd</sup> Oct 2019	23 <sup>rd</sup> Oct 2019	27 <sup>th</sup> Nov 2019	1 Set 1 Open	Any photograph in which the predominant / focal interest of the image is the colour Yellow.
Annual	13 <sup>th</sup> NOV 2019	13 <sup>th</sup> Nov 2019	Sat 7th Dec 2019		Refer to Member Handbook, Trophies are awarded at the Christmas Party.
Open	27 <sup>th</sup> Nov 2019	27 <sup>th</sup> Nov 2019	22 <sup>nd</sup> Jan 2020	2 Open	Any subject that is treated pictorially, embodying the elements of good design, arrangement or composition, which reflects the personal interpretation of the photographer.

Information on how to submit your digital images can be found here:  
<https://mgps.org.au/images/Digital%20entry%20submissions%20form%20Sept%202017.pdf>

Information on how to submit your print images can be found here:  
<https://www.mgps.org.au/index.php/about/members-handbook>



# PHOTOGRAPHIC INSPIRATION



## INSPIRATION FOR MONTHLY CLUB COMPETITIONS

**NOVEMBER** - The Colour Yellow – Due Wednesday 23<sup>rd</sup> October for judging in November.

Use of colour in photography – this is an interesting article on how to use colour in images to draw the eye to the focal image. It introduces the colour wheel and use of contrasting colours to balance an image -

<https://photographypro.com/color-in-photography/>

OR BROWSE ANY OF THE PHOTO STOCK AGENCIES LISTED.

[www.istockphoto.com](http://www.istockphoto.com)

[www.dreamstime.com](http://www.dreamstime.com)

[www.shutterstock.com](http://www.shutterstock.com)

[www.gettyimages.com.au](http://www.gettyimages.com.au)

[www.123rf.com](http://www.123rf.com)

[www.fotolia.com](http://www.fotolia.com)

## USEFUL STUFF

For anyone looking to improve their photography with some free tips and tutorials, the following websites have a wealth of information. Some also have a free newsletter that you can sign up for, if you wish.

DPS (Digital Photography School) [www.digital-photography-school.com](http://www.digital-photography-school.com)

Cambridge in Colour [www.cambridgeincolour.com](http://www.cambridgeincolour.com)

Digital Photo Mentor [www.digitalphotomentor.com](http://www.digitalphotomentor.com)

Best Photo Lessons [www.bestphotolessons.com](http://www.bestphotolessons.com)

Digital Camera World [www.digitalcameraworld.com](http://www.digitalcameraworld.com)

Australian Photography Magazine [www.australianphotography.com](http://www.australianphotography.com)

Peta Pixel <http://petapixel.com/2014/07/03/best-free-online-photography-courses-tutorials/>

Steve Parish Nature Connect Blog <https://www.steveparish-natureconnect.com.au/steves-blog/page/3/>  
<https://1x.com/>

World Photo Adventures have a free e-book:

<https://worldphotoadventures.com.au/kis-book/>

Check out the Camera Pro blog page for lots of helpful tips tutorials and inspiration. <http://blog.camerapro.com.au/>

## MEETUP GROUPS

Meetup Groups are free to join and usually there is no cost to attend. Some sessions are free though there are other sessions involving tuition which have a fee. They are an excellent way to broaden your horizons. Margaret Yeo.

Landscape group:

<https://www.meetup.com/Queensland-Landscape-Photographers/events/242078842/>

A group focusing on bugs and other macro photography, usually held at the Mt Cootha Botanical Gardens,

[https://www.meetup.com/Brisbane-Bug-Snappers/events/241062080/?rv=md1&\\_af=event&\\_af\\_eid=241062080&https=on](https://www.meetup.com/Brisbane-Bug-Snappers/events/241062080/?rv=md1&_af=event&_af_eid=241062080&https=on)

# Re-usable Matboard Frame for competition print entries


## HOW TO MAKE A RE-USABLE FRAME FOR YOUR PRINT ENTRIES FOR MONTHLY CLUB COMPETITIONS:

You'll need a backing board and matboard frame of matching size, some packaging tape and/or cloth tape and some 'Micropore' tape, which is available from chemists or Priceline stores.



### STEP 1


Line up the edges of your matboard and frame and hinge them with either a strip of packaging or cloth tape down one side on what will become the inside of the frame.



© 2019 Cheryl Profke

### STEP 2

Create a frame of packaging tape on the backing board as shown in the photos. Your print can then be attached to either the packaging tape or the back of the cardboard frame using Micropore tape. Or attach your photo directly to the front the matboard if you prefer.



### STEP 3

Make some loops of Micropore tape to seal the frame shut at each corner.

This makes the board easily re-usable as the Micropore pulls away without damaging either the matboard or your photo.

As all the tape is contained within the inside of the frame, it also means that **YOUR FRAME CAN'T DAMAGE ANYONE ELSE'S PRINTS.**

\*\*Matboards and foam boards can be ordered online from Fix-A-Frame at Mt. Gravatt. See next page for instructions.



When submitting your entries, please ensure that there is **NO** tape on any external edge of the frame.

We have had some entries damaged by tape from other people's frames. **Your entries may be rejected if this occurs.**



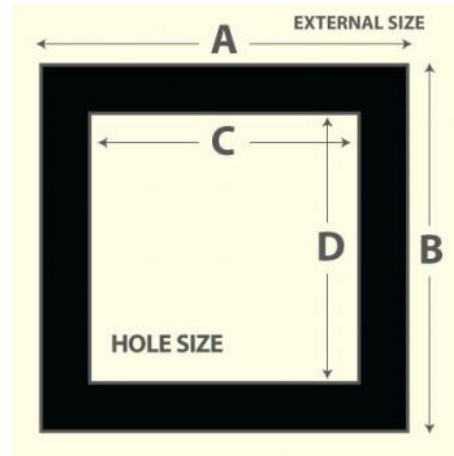
## FORMULA

Actual Width of your print - 5 mm = C

C + 80 mm = A

Actual Vertical height of print - 5mm = D

D + 80 = B



The 5mm can be any size you decide - 5mm means that the board will cover 2.5mm of your print all the way around the edge. I used to order it in 4mm (2 mm coverage over my print) but I found that it sometimes was a little too close.

The 80mm can be any size you want – 80mm means you will have a border around your print 40mm in width.

Now, the hole placement I usually leave centred but you can change that because some people prefer a Museum format. (the bottom width a bit wider than the rest of the frame)

You can also order the backing for your print by entering the same dimensions for A and B without cutting out the hole. Where it asks for hole size just write 'no hole' in those boxes.

You will find in the Newsletter there are instructions on how to prepare your print for competition. In the Handbook there are instructions on what information is to be recorded on the back of your entry. The Mat Board can, of course, be re-used if you order the same size prints for other comps.

# ORDERING MAT BOARDS FROM FIX-A-FRAME MT GRAVATT

Here are the steps to completing the order on-line.

Go to: <https://www.fixaframe.com.au/online-store>

- Click on 'Mat Boards'
- Click on whichever colour you require (mostly everyone uses black in our club)
- On the right hand side of the page it asks for the measurements – now use the formula to help you enter the figures
- Then just add to cart
- Continue to checkout

I write in the notes when I want to collect the board – I usually give them 24 hours and they always have them ready for me.

There is no charge if you collect the Mat Board yourself from their store – the delivery charge is so expensive.

Remember that ordering the Mat Board on-line is the way to go – the price is ridiculously more expensive if they take the measurements for you.

© 2019 Nadia Filiaggi



## PROFILES NEEDED

We still need profiles – this is your opportunity to introduce yourself to other members and feature some of your best shots.

### Profile Questions

Firstly a little bit about you and your Background.

1. What led you to photography?
2. What was your first camera and what are you using now?
3. Do you have a specific style of photography that you prefer?  
What do you love about it?
4. Which photographers inspire you?
5. Where do you go from here?
6. What tips can you offer other photographers?

If you could also provide me with about five of your favourite pics that you would like to showcase and a profile pic of yourself, that would be great!  
Thanks.

Contact the Newsletter Editor at:  
[newsletter@mgps.org.au](mailto:newsletter@mgps.org.au)

## Going to be away on a judging night?

You can submit early entries!

Contact:- Sue Gordon

[sueanddennisgordon@yahoo.com.au](mailto:sueanddennisgordon@yahoo.com.au)

for Print entries,

and Tony White [digitalcomp@mgps.org.au](mailto:digitalcomp@mgps.org.au)

for Digital entries.

## Missing your name badge?

If you have recently joined the club and you have not received your Member's Handbook and name tag, please see one of our friendly welcoming officers at the registration desk.

## Have you won an Award?

If you have won an award outside the club please send your results to Michael Mitchell [Records@mgps.org.au](mailto:Records@mgps.org.au) for registration so that your points can be entered to your file. ASAP. The club offers Bronze, Silver and Gold Awards. Full Details are in The Blue Book.



# Mt Gravatt Photographic Society

## Get involved!

Please consider helping in some way to keep **YOUR** club running smoothly.  
Just speak to a committee member at the next meeting.

## Points allocation for club and other competitions

For full details of the points allocated for our regular monthly club competitions and other competitions, please refer to page 30 of your Members Handbook.

“Photography for me is not looking, it's feeling. If you can't feel what you're looking at then you're never going to get others to feel anything when they look at your pictures.”

-  
Don McCullin

# Considering entering national or international competitions? Please refer to the APS website, as this information has changed recently: <https://a-p-s.org.au/index.php/downloads/honours>

## INSTRUCTIONS FOR COMPLETION OF ACCEPTANCE LIST

**Approvals:** Acceptances in an Australian National Exhibition approved by APS are claimable for LAPS and AAPS. Acceptances in an International Exhibition approved by APS, FIAP, RPS, PSNZ, UPI or a Section of the Exhibition approved by PSA are claimable for LAPS, AAPS and FAPS.

**LAPS:** 50 acceptances are required including 10 acceptances from National or APS Approved International Australian exhibitions. No more than 15 acceptances can be claimed from any one country other than Australia which is unlimited. No awards are required.

**AAPS:** 100 acceptances are required including 20 acceptances from National or APS Approved International Australian exhibitions and may include those gained for LAPS. No more than 25 acceptances can be claimed from any one country other than Australia which is unlimited. 20 titles must have 2 or more acceptances. 5 different images must receive awards. No more than 2 awards are claimable from any one country other than Australia which is unlimited.

**FAPS:** 200 acceptances are required, all from International Exhibitions including 10 acceptances from APS Approved International Australian exhibitions and may include the acceptances gained in International Exhibitions for LAPS or AAPS. No more than 25 acceptances can be claimed from any one country other than Australia which is unlimited. 40 titles must have 2 or more acceptances. 10 different images must receive awards from 5 different countries.

**Titles:** List the titles of the claimable acceptances for the Honour currently being sought including those previously used for LAPS and/or AAPS if claimable.

Do not list more than 20 additional acceptances beyond the requirement for the Honour currently being sought, ie. list a maximum of 70 acceptances for LAPS; 120 acceptances for AAPS; or 220 acceptances for FAPS.

Each acceptance must be completed in full and detailed on one line only. Do not leave blank lines between acceptances.

List all acceptances by their Original Title followed by their Other Title where applicable—ie. Original Title : Other Title.

**Exhibition:** The Exhibition name may be abbreviated, eg. 'Sydney International' for the 'Sydney International Exhibition of Photography'.

**Year:** List the Year of the Exhibition by the closing date of the Exhibition, eg. 2013.

**Country:** List the Country conducting the Exhibition, eg. Australia. For a Circuit which includes more than one country, specify the country which is conducting the Exhibition within the Circuit. For Circuits or Exhibitions in the United Kingdom, specify the country as England, Scotland, Wales or Northern Ireland according to where the Exhibition is being conducted—these locations will be accepted as separate countries for the country limit.

**Approval:** List one form of Approval for the exhibition, eg. APS 2014/01; FIAP 2014/002; PSA ND, etc.

**Awards:** Awards are defined as 1st, 2nd, and 3rd placings, Trophies, Medals, Diplomas, Judge's Choice, Honourable Mentions, Certificates of Merit, or Highly Commended. List any Award obtained for the acceptance, eg. APS Gold Medal.

**Country Acceptance No.:** For each country, number each acceptance in the same country with a consecutive number noting the minimum number of Australian acceptances required and the other country limits applicable to each Honour set out above.

Do not claim acceptances exceeding the country limits.

**Claimable Award:** If the Award is claimable for the Honour being sought indicate Y for Yes. If it is not claimable because it exceeds the country limit on Awards indicate N for No.

**Multiple Title No.:** Each title which receives a second acceptance becomes a 'Multiple Title' set. Number the first 2 acceptances of each Multiple Title set with a consecutive Multiple Title No., eg. the first and second acceptances of title 'Blue' are numbered '1'; the first and second acceptances of title 'Red' are numbered '2'; the first and second acceptances of title 'Yellow' are numbered '3', etc. You must have 20 Multiple Titles sets for AAPS and 40 Multiple Title sets for FAPS.

**Catalogue Type:** Specify the type of catalogue, **P** for a printed catalogue; **CD** for a CD or DVD catalogue; or **W** for a web (online) catalogue.

**VO:** This column is for the Verifying Officer's initials. **The VO and the applicant must also sign the front page of the application.**