



EXPOSURE

February – March 2019

Newsletter of the Mount Gravatt Photographic Society Inc. (MGPS)

PO Box 234
Mount Gravatt Qld 4122

President: Hector Beveridge
Newsletter Editor: Cheryl Profke
Email: newsletter@mgps.org.au

Club meetings are held on the 2nd and 4th Wednesday of each month at:
St. Bartholomew's Church Hall
Cnr Logan Rd & Mountain St, Mount Gravatt

IN THIS ISSUE

From the Editor	2
Committee 2018 - 2019	3
President's Message	4
New Lighting Sub-Group	5
Photographer Profile - Margaret Duncan	6
What's on at the Club	8
Other Club Activities	9
Member Travels – Norfolk Island	10
Date Claimers	11
PSQ Convention Information	12
Competition Results	15
Monthly Competition Subjects	16
Photographic Inspiration	19
External Competitions	21
Applying for Photographic Honours	22
PSA Membership	24
APS Acceptance List	27

CLUB OBJECTIVES

The Mount Gravatt Photographic Society is a community-based non-profit camera club that is affiliated with the Photographic Society of Queensland (PSQ). The club was formed in February 1967 by a small group of enthusiastic amateur photographers. See <http://www.mgps.org.au/club/about-mgps/club-history> for more details.

The Aims of Mount Gravatt Photographic Society:

- To foster a love of the art of photography amongst its members and in the community
- To assist members with problems appertaining to photography
- To achieve a more fruitful alliance between the beginner and the experienced photographer
- To present lectures on photography for beginners
- To arrange competitions both within the Society and with other bodies from time to time.

M.G.P.S. GROUPS – FULL DETAILS AVAILABLE ON THE MGPS WEBSITE

BEGINNERS/DEVELOPERS GROUP: Meets on the 2nd Wednesday of each month at 5:30 pm, in the small room at St. Bartholomew's Church Hall, cnr Logan Road and Mountain Street, Mt. Gravatt. Coordinator: Julie Geldard. jules@vidpicpro.com ****Please contact Julie to advise if you will be attending**.**

*****NEW SUB-GROUP!** Commencing on 18 February and continuing on the 3rd Monday of each month, we have an exciting new sub-group that is all about lighting and how to use it in photography. **SEE PAGE 5 FOR FULL DETAILS*****

MONOCHROME GROUP: Meets on the 3rd Wednesday of each month at 7:30 pm. Check slides for location. Coordinator: Warren Veivers/Cheryl Zwart Ph. 0418 982 240. monochrome@mgps.org.au

INTERNATIONAL GROUP: Meets on the 3rd Thursday of each month at various locations. Check meeting slides for location of contact Coordinator: John North Ph. 3397 1250. jonden_01@hotmail.com

DIGITAL GROUP: Meets on the 4th Monday of each month at 7:30 pm sharp. Venue: Garden City Library meeting room. Coordinator: Rodney Topor Ph. 0438 112 358. digital@mgps.org.au

COMMITTEE MEETINGS are held on the 1st Monday of each month. If you would like to attend, please contact the Club Secretary to confirm the time and location of this month's meeting: secretary@mgps.org.au

From the Editor

HAPPY NEW YEAR AND WELCOME TO 2019

It's February already, and I wonder how many of us have already forgotten our New Year resolutions? I know I renegotiate mine on an almost-daily basis!

Well, maybe this newsletter can help if your New Year resolution is to spend more time on photography. There's going to be a lot going on this year and we have all the details in the following pages.

Our major event this year is hosting the PSQ convention over the long weekend in May. If you can offer any assistance at all, please see Hector or any committee member. The program is looking pretty awesome – we hope to see as many club members as possible attending this event.

Registrations are now open for the convention with a special early-bird discount available. Spread the word! See pages 11 – 14 for full details of the convention.

Our new Activities Officer, John Doody, is busy arranging some great guest speakers on club nights and there are more activities being planned for club outings.

Our Photographer Profile this edition is from Margaret Duncan, who is one of our welcoming officers. If you would like to be featured next time, please get in touch with me.

This edition we also have a fantastic article from Nadia Filiaggi, who has provided some valuable information on getting started with National and International competitions. I know a lot of people have been asking

for this type of information. Thank you, Nadia!

I have also kick-started two new features with the Member's Travelogue and a Buy, Sell, Swap column. Please let me know if you have anything to contribute to either of these. I'd love to hear from you!

You'll find all the information about the Club's monthly competition subjects for this year on pages 16 – 18.

Happy Reading!
Cheryl Profke
Ph. 0414 786 882

newsletter@mgps.org.au



HELPING AT MEETINGS

If you arrive early, please help out where you can by setting up chairs, print stands, screen or tables.

Staying after the end of the meeting to put various equipment items and chairs away is another way to help.

If you see a visitor or new member: make their visit comfortable. Chat and welcome them. This is what the club is about – helping and encouraging people on their journey of photography.

REMEMBER: A club doesn't run by itself.

CONSIDERATION:

Please remember that audible conversation during a judging or other presentation is both distracting to the audience and discourteous to the presenter. If you notice the President about to speak, ask your neighbours to please be quiet.

PARKING:

Please note that the parking space closest to the back door of the hall is reserved for our guest speakers and judges, who may need to unload gear from their vehicle. Please ensure that you are not blocking other vehicles if you are parked in Mountain Street or in the laneway. Please DO NOT park in the driveway between buildings, as this blocks others who may need to leave early.

NEW MEMBERS

A very warm welcome to the following new members:

J. Richardson
L. Jamieson

R. Valance
D.M. Bale

STAYING UP TO DATE

For all the latest news on what's happening at the club and for news on other events and activities, you can join the Club's Facebook Page. – MGPS Members Group. Please ensure that your Facebook page is in the same name as your club membership to be eligible. Watch your inbox for regular club emails as well. If you are not any receiving emails let us know.

Reminder!

Membership Fees are now OVERDUE!

Members can make cheques payable to:
Mt Gravatt Photographic Society.

You can either pay in person at the next club meeting or post to:
PO Box 234, Mt Gravatt QLD 4122.

If you would like to pay by direct debit please request account details via our website directing the email to: treasurer@mgps.org.au

MEMBERSHIP FEES

APPLICATION FORM – [Download MGPS Membership Application form \(in PDF format\)](#)

MEMBERSHIP FEES – Joining fee \$15.00 (Once only – if membership is continuous).

	Associate Membership	Spouse or Partner* Membership	Concessional Membership - Pensioners, or full-time Students
Full Membership	\$35.00	\$30.00	\$25.00

*Spouse or partner of an ordinary member, who has already paid \$50 fee

To help cover running costs, members and associates pay a \$4.00 entry fee at the door each regular club meeting night they attend. Concessional members pay \$3.00.

This contributes to room rental, and the cost of supper, etc.

Committee 2018 -2019

M.G.P.S. COMMITTEE	2018 - 2019
EXECUTIVES	
President	Hector Beveridge
Vice President	Gary Silk
Secretary	Suzanne Edgeworth
Treasurer	Chris Seen
Activities Officer	John Doody
Competitions Officer	Sue Gordon
New sletter Editor	Cheryl Profke
Records Officer	Michael Mitchell
Committee Member # 9	Andrea Ryan
OFFICERS	
Competitions Officer 2	Janet Aldridge
Data Projectionist / Digital Competition	Tony White
Interclub Competition Officer	VACANT
Assistant Treasurer	Wimal Kannangarra
Assistant Activities Officer	VACANT
Equipment Officer	Ajantha Vithange (AJ)
Librarian	Amanda Williams
Welcoming Officer 1 (Door)	Margaret Duncan
Welcoming Officer 2 (Door)	Danielle Pritchard
Welcoming Officer 1 (Visitors)	Ian Henderson
Welcoming Officer 2 (Visitors)	Margaret Yeo
APS Liaison Officer	Cheryl Profke
PSQ Liaison Officer	Sue Gordon
Web Site coordinator	Kevin Dixon
Hunt & Shoot Coordinator	Sam Fernando
Catering Coordinator	Liann Haaima
INTEREST GROUP COORDINATORS	
Digital Group	Rodney Topor
Assistant Digital Group	VACANT
Monochrome Group	Cheryl Zwart
Assistant Monochrome Group	Warren Viewers
Beginners' Group	Julie Geldard
Assistant Beginner's Group	Kevin Dixon / Evelyn Campbell
Inter/National Group	John North
Junior Group	Jan Sharples

President's Message by Hector Beveridge

HELLO ALL,


2019 is up and running and producing plenty of interest in the photographic world. It started with the NYE fireworks which presented a great photo opportunity for those willing to lump their camera, tripod et al through the excited crowd. Then there is the extra time the holidays bring which I trust you have utilised well.

As for me most of my time has been spent thinking about, and working on, preparations for the PSQ Convention which, as you know, we are hosting. As planning progresses I am becoming more aware of the little things we need to get organised for the event. The major ones are now in place. Speakers are confirmed, workshops planned and venue coordination well advanced. I am pleased to announce we have secured Camera House as the major sponsor of the convention. Their support and the presence of camera manufacturers will add to your convention experience.

Keynote speaker is Prof Des Crawley from Sydney. Des has a long, successful and respected history of involvement in photography both as a practitioner and educator. His message and ideals fit the convention theme and his two presentations should prove stimulating for all. More info on the convention is in this newsletter and available on our club, and the PSQ, websites, where you will also find a link to the registration page. Use it.

One of the convention activities is a light painting workshop/photo opportunity on the Friday night. This event is being coordinated by Priscilla Gibbs who has arranged a 'practice run' on Saturday 9th February at Pandanus Beach, Wynnum, which is adjacent the Wynnum pier, commencing at 7pm. This is a club field trip and all are welcome. Bring your camera, tripod, remote shutter release and a torch so you can see to make your camera settings.

A club should always be looking at what it does and how it does it. Looking back on the annual competition, widely known as the December competition, I don't think we do justice to what I perceive as our premier club competition of the year. I see it as our "photo of the year" (POTY) competition yet we get very few entries. This does not detract from the quality of the winners' images but for a club of our size and established standard of photography I would like to see more members participate – aspire to produce the Photo of the Year.



Committee has discussed this issue and is considering changes to the format. Issues are:

- Why only first, why not have a second, third and HC awards as well?
- Are AB and B graders put off by having to compete with A graders. Why not have A grade and Non A grade competitions?
- Should we continue to have digital and print sections? I think so but mine is only one opinion.
- We currently have two print competitions – Open Colour and Open Monochrome; and two digital competitions – Open and Landscape/Seascape. Why not open colour and open monochrome for digital? Why have Landscape/Seascape and not other subjects as well – portrait, nature, macro etc? Why not just have Open.
- We also have a B Grade Open competition, restricted to B graders only. Is this necessary if we change to A and Non A Grade competitions.
- Trophies are attached to these competitions. How many can we afford?

Anyone who has any thoughts on this issue please talk to me or any other of the committee members. I am pretty confident changes for 2019 will be recommended. The more members who have input the more any change will reflect the wishes of the club.

I was really pleased with the turn up for our first meeting of the year. The quality of the images was excellent and it was good to see how many were present to collect their honour and merit awards. If that is any indication we can look forward to a good year.

As always, enjoy your photography and keep looking for those winning images

- Hector

New Lighting Subgroup – Monday 18th Feb 2019

**WHAT IS THE ONE THING ALL PHOTOGRAPHERS USE IN COMMON?
IS IT A CAMERA? IS IT A LENS? HOW ABOUT AN EDITING SUITE?
ABOVE ALL IT IS LIGHT.**

Many photographers only use natural light for their image making. This can limit their image making to usually only shooting during the day until this natural light fades and their exposure times become too long for the image they want.

What about still life, celebrations indoors, birthdays and parties and those projects you would like to undertake but find the lighting daunting? How do we overcome these obstacles? The answer is SUPPLEMENTARY LIGHTING.

This can consist of On/Off Camera Flash, Studio Flash and Continuous Lighting with the use of soft boxes, umbrellas, diffusers, reflectors -both positive and negative, transceivers and receivers etcetera.

The aim of the Lighting Subgroup is to help demystify these terms and how best to use these tools to light your project. The group will attempt to be as hands-on as possible so that you will have practical experience to aid your learning.

The first meeting will be one where we go through the above to ensure that everyone is familiar with terms and equipment and what each does.

The next meeting we will be making basic one-light shots using your Speedlight [I have some Canon ones for those who shoot Canon if you don't have your own to start with] and a shoot-through umbrella.


We will also experiment with bounce flash using the wall or ceiling and what the limitations are.

The venue is The Mt Gravatt Library at Garden City on the 3rd Monday of the month starting at 7.30 pm.

Location: Level R4 - Yellow Car Park Garden City Shopping Centre Cnr Logan Road & Kessels Rd, Upper Mount Gravatt.

Coordinator: Gary Silk. garysilk@westnet.com.au Mob: 0417 895 050.

Please bring a USB to the next club meeting on Feb 13th for some information to view before attending the lighting meeting.



Photographer Profile –

Margaret Duncan - Welcoming Officer



BACKGROUND INFORMATION

Until I retired in 2010 I was a Public Servant, first in Victoria and then in Queensland, always in the Education and Training environment. I began as a Registrar in a Secondary School in the Western District of Victoria. These were the years of establishing a family and supporting my husband, Russell, who was the local football hero. When we moved to Queensland I enrolled as a mature age student and became a TAFE teacher in Business Studies. After about 8 years of teaching I moved into the regulatory side of training as it applied to the apprentice/trainees system. So my working life was far removed from the things that really interested me.

Q. What led you to photography?

From an early age I was into art, particularly watercolours and drawing using pencil, pen and ink and charcoal. Various night classes taught me about composition and perspective. I liked playing with line and colour to create something pleasing to look at. I was pretty excited when one of my watercolour landscapes was sold at an exhibition in Garden City sometime in the 90's. Photography was probably a natural progression but at first, I saw it more as a means of visual record keeping.



Q. What was your first camera and what do you use now?

First camera was a Praktika which I got sometime in the 80's. I wasted a lot of film and money in those days because I had no idea what I was doing. After that there were a couple of point and shoots and then I hit what I thought was the big time when Russell gave me a Canon Powershot in 2003. In 2009 I bought a Nikon D90, which I still use along with the Olympus E-M5 mk2.

Q. Do you have a specific style of photography that you prefer? What do you love about it?

Not really, I think I like it all but I do love black and white and think back to those fabulous images captured on 35mm film in the early days of photography. Sometimes colour complicates an image and is just not necessary.





Local magpie



Erohiah (Kozi)



Old mill, Oatlands, TAS

Q. Which photographers inspire you?

I have never really thought about this. I have admired photos in magazines such as National Geographic and on the internet but I have never really thought about the person taking the photo or what he or she was trying to achieve. I think I am more inspired by photographers around me. For example, I took inspiration from my brother's wedding photography, a lot of which was filmed in black and white.

Q. What does the future hold for your photography?

I have no idea but I know I will enjoy the journey. I have had a wonderful year thanks to MGPS. I have never been confident in my creative abilities despite selling a watercolour all those years ago. But I think that last year, where I had the encouragement of the people within the club and the opportunity to put up prints and digital images and have them recognised in some way has given me an enormous boost. I have joined APS (following Nadia's advice in a previous newsletter) and signed up into 2 folios – black and white print and contemporary.

Q. What tips can you offer other photographers?

I would like to offer my tips to other B graders. If you love taking creating images and want to create better ones, then put them out there where they can be seen and appreciated by others. Enter both prints and digital sections of the monthly competitions and take part in organised events wherever possible. Learn from the comments you receive from peers and those who will judge your images in club competitions. You may be surprised with what you achieve..



Irises, Barossa Valley

What's On At the Club



- ❖ 13 February – GUEST SPEAKER
John Rogers – “Photos of Iran”
- ❖ 27 February – COMPETITION JUDGING NIGHT
Subject – People / Portraits
- ❖ 13 March – GUEST SPEAKER
Dianne Osborne EFIAP FAPS –
"We are Creative Artists using Photography"
- ❖ 7 March – COMPETITION JUDGING NIGHT
Subject – Scapes
- ❖ 10 April – GUEST SPEAKER
Paul Mummy – Conceptual Photography
- ❖ 24 April – COMPETITION JUDGING NIGHT –
Subject – Architecture
- ❖ 8 May – GUEST SPEAKER
Julie Geldard – Travel Photography
- ❖ 22 May – COMPETITION JUDGING NIGHT
Subject - Transportation
- ❖ 12 June – GUEST SPEAKER
Warren Viewers - Monochrome
- ❖ 26 June – COMPETITION JUDGING NIGHT
Subject - Nature

Club Activities



Help needed!

- ✘ On the Friday night of the convention I am doing a light painting workshop. I am after particular images and good ideas to work up a programme. I also want to test the suitability of the site. If you would like to help, tootle down to
- ✘ *Pandanus Beach* by the Wynnum jetty, *7pm 9th February*.
- ✘ Priscilla Gibbs



Member Travels

NORFOLK ISLAND - by Cheryl Profke



Norfolk Island is a tranquil island paradise with so much to offer. It's a photographer's dream-come-true and has one of the most picturesque golf courses in the world. We have visited the island many times and still enjoy discovering new things in this idyllic place. It's closer than New Zealand and is very much like visiting a big, friendly country town. We first discovered Norfolk Island when I went on a Trekabout Photography Tour, which coincided with the Governor's Cup golf tournament. It has unique and diverse birdlife, an intriguing history, a range of tours and activities and – of course – the Golf Course! There are a great number of tour companies who operate organised tours, or you can go independently and just explore at your own pace. The island is only 5 km x 11 km, so it is easy to cover everything in one week. It's a great place to chill out and relax while practising many different types of photography in a safe environment – no spiders, snakes or other nasties here!



Landscapes, architecture, birds in flight, history, old things, nature, people, transportation, after dark. It's all here!
One of my favourite places on earth – Anson Bay (below).



DATE CLAIMER

APSCON

12 – 14 SEPTEMBER 2019 –

TO BE HELD IN BALLARAT, VICTORIA

WILL COINCIDE WITH BALLARAT
BIENNALE OF AUSTRALIAN ART

2 DAYS OF TOURS AND PHOTO
OPPORTUNITIES , 1 DAY CONFERENCE.

More details will be provided when
available.



Mount Gravatt
Photographic
Society

Mount Gravatt Photographic Society
invites you to

Take! Make! Illuminate!

Volunteers are still needed to help this event run smoothly – speak to a Committee member about how you can help.

Photographic Society of Queensland Annual Convention

4th – 6th May 2019
AT Club Manly on Moreton Bay



For more information | info@mgps.org.au
www.mgps.org.au
www.psq.org.au



Photographic
Society of
Queensland

Bookings are now open!

PSQ – Program and Presenters



Mt Gravatt
Photographic
Society

DRAFT Program May 3–6 2019
Take Make! Illuminate!



Time	Content / Title	Presenter	Location
Friday 3rd May			
	BBQ		W Poole Playground
	Workshop / Photo Opportunity / Light Painting	Priscilla-MGPS	Pandanus Beach
Saturday 4th May			
08:00 – 08:45	Registration		Club Manly
08:45 – 09:00	Opening		Club Manly
09:00 – 10:15	Keynote-Visual Cultures and the Imagined Vision	Prof. Des Crawley	Club Manly
10:15 – 10:45	Morning Tea		Club Manly
10:45 – 11:45	Landscape Photography	Dale Sharpe	Club Manly
11:45 – 12:45	PSQ Judging Forum	John Blessas	Club Manly
12:45 – 13:45	Lunch		Club Manly
13:45 – 14:45	Creative Photography	Jennifer Bell	Club Manly
15:00 – 17:30	Workshops		
	Digital Art	Trish Dixon	
	Creative Photography	Jennifer Bell	QPS Hall
	Alternative Processes	Sue Gordon	QPS Meeting Room
18:30 – 19:00	PSQ AGM		Club Manly
19:15	Social Dinner		Club Manly
Sunday 5th May			
06:30 – 07:30	Field Trip / Birding at Sandy Camp Wetlands		
08:00 – 08:30	Registration • Opening		Club Manly
08:30 – 09:30	The Search for Meaningful Photography	Adam Williams	Club Manly
09:30 – 10:30	Sport Photography	Andrew Hall	Club Manly
10:30 – 11:00	Morning Tea		Club Manly
11:00 – 12:00	PSQ Forum	Sue Gordon	Club Manly
12:00 – 13:00	Event Photography	Richard O'Leary	Club Manly
13:00 – 13:45	Lunch		Club Manly
13:45 – 14:45	Lighting for Video	Christopher Blakey	Club Manly
15:00 – 16:30	Workshops		
	Creative Photoshop Wizardry	Adam Williams	Club Manly
	Event Photography	Richard O'Leary	QPS Hall
	Alternative Processes	Sue Gordon	QPS Meeting Room
19:00 for 19:30	Gala Dinner • Awards Presentation		Club Manly
Monday 6th May			
08:00 – 08:30	Registration • Opening		Club Manly
08:30 – 09:30	Change the Channel - <i>Utilising the power of colour spaces in Photoshop</i>	Russell Brown	Club Manly
09:30 – 10:30	Creativity at Home	MGPS Members	Club Manly
10:30 – 11:00	Morning Tea		Club Manly
11:00 – 12:15	Developing Creativity at Club Level - The Portfolio Process	Prof. Des Crawley	Club Manly
12:15 – 12:30	Raffle & Close		Club Manly

Professor Des Crawley



Des Crawley is a photographer who brings to his practice the insights derived from his role as a scholar – academic – educator – arts researcher – mentor. He was formerly Professor and Dean of the Faculty of Arts and Social Sciences at UWS. He taught within the Centre for Digital Media at that university prior to his retirement in 2001. He has a national, and international reputation as a photographer with a long history of consultancy work with industrial and commercial entities locally and overseas. He has conducted more than 500 workshops to amateur and professional organisations during the last decade. Exhibitions of his work have been conducted in Darwin, Sydney, Brisbane and Hobart, whilst overseas exhibitions have included shows in New York, Arles, Hull and Shenzhen in the Republic of China.

In 2017 he designed and developed a four-month long program on "Creativity". Conducted on successive weekends, it attracted some 100 participants.

Professor Crawley will open the Convention with the Keynote presentation – "Visual Cultures and The Imagined Vision" and close it with another presentation titled "Developing Creativity at Club Level – The Portfolio Process."
www.descrawley.com.au

Adam Williams



Adam is one of Australia's new generation of digital photographers specialising in Composite Landscapes. Describing his work Adam says: "For me it's all about communicating emotion. Powerful imagery makes you feel something: elated, depressed, uplifted, in despair, makes you shed a tear or remember the good times past. My passions, concerns, emotions all play a part in producing a final image. This can often result in my work varying wildly from the given scene."

Adam is the lead Sunday morning speaker with a presentation titled "The Search for Meaningful Photography." He is also conducting a workshop on Sunday afternoon – "Creative Photoshop Wizardry". Adam is generously giving every convention registrant his Essentials Online Photoshop course valued at \$149.00 for free. See Adam's work on line at www.australianphotographer.com

Christopher Blakey



Christopher was trained at the RAAF School of Photography and was posted to Air Force Video. In 1994, Christopher moved to Brisbane, working in advertising photography for the great Ron Ratcliffe and also working in crews for some of Brisbane's best advertising directors. He moved to Singapore and in 1988 joined the Walt Disney Company where he worked for 11 years as a Senior Offline Editor, Senior Effects Artist and Broadcast Producer. Christopher then took on the roles of General Manager and Technical Director at Editlounge, working across a wide range of high level productions for the BBC, MTV, Fremantle Media, A+E and the ABC as a post production supervisor. In 2017, Christopher founded Acuto Visuals in the Tweed region and is currently enjoying spending less time in corporate meetings and a lot more time behind the camera.

Christopher's presentation – "Lighting for Video" – is on Sunday <http://www.acutovisuals.com/>

Richard O'Leary



Richard is Principal and Working Director of eventphotography.com, Australia's leading event photographers. On leaving school Richard studied Photography at the Queensland College of Art. He has been a full time self-employed photographer for thirty years, the last twenty five with eventphotography.com which operates right across Australia. They provide expertise and services for all types of events. Richard has developed a wealth of knowledge and expertise in event photography. This has resulted from a combination of his own photographic experience, by managing a team of highly experienced and professional event photographers and videographers and by working with the most sophisticated software in the industry. Richard's presentation, which is on Sunday, will be followed by a workshop. www.eventphotography.com

Jennifer Bell



Jennifer Bell is a multidisciplinary Brisbane-based artist. Her unique work combines traditional art with textiles techniques, photography and new media. Jennifer's photographic work centers around visual perception and distortion, influenced for the most part by her experiences of a rare neuro-ophthalmological condition that constantly disrupts her visual field. Everything is seen through a fine veil of swirling, kaleidoscopic coloured dots. Although it may not be a view shared by everyone, it is fascinating to think that we have no idea how each person is actually seeing the world. Highly patterned, each piece explores the beauty that surrounds us every day. Jennifer is presenting and conducting a workshop on Saturday. www.jenniferbellart.com



Light Painting Workshop Pandanus Beach, Wynnum 7:30pm, Friday 3rd May

Join MGPS members for a light painting photo opportunity at a welcome workshop on Friday night. Pandanus Beach is adjacent the Wynnum Pier. Bring your camera, tripod, remote release and a small torch. If you have any light painting equipment bring it along as well.

Hosted by Priscilla Gibbs



PSQ Workshops

Alternative Processes Workshop

Watching an image come slowly into view is one of the joys of alternative process photography.

If you have ever wanted a darkroom experience without the expense and inconvenience of the set up, alternative processes may be for you. We will explore together cyanotypes and salt prints in a hands-on workshop, as well as looking at some other interesting methods of presenting images.

For an additional fee of \$60, all materials including transparencies, chemicals, equipment and paper will be supplied as well as a take home booklet outlining each process. The workshop will run over two sessions on Saturday and Sunday of the PSQ Convention. Book early to reserve your place as the workshop is limited to ten people due to the available space.



Hosted by Sue Gordon AFIAP AAPS



Note – this workshop is limited to ten participants

Digital Art Workshop – Saturday 4th May 3.00 pm

Trish Dixon – MGPS

This is a hands-on workshop.

Any later version of Photoshop (CS6, CC2017, CC2018) will be suitable. There will be files and samples to work with.

Bring a USB.

Trish Dixon – PROFILE

I discovered the world of Digital Art in 2008 using Photoshop and it quickly became my favourite hobby and have been addicted ever since. I have the privilege of being a member of the Creative Teams for three prominent Designers from Germany, the USA and UK. Having always loved creating and designing art, it has been a wonderful way to meet so many wonderful people from all over the world and make some really great friends in my personal life. I warmly welcome you to my world of digital art.

If you decide to join my workshop at the Convention, I will show you how to create a digital signature using three different methods. Questions are welcome.





Welcome to the National Digital Portrait Exhibition 2019

Portrait for Parkinsons

This is a Photography Circuit with five(5) judging panels with just the one section, Portraits.

The Exhibition is conducted in accordance with the recommendations and approval of the Australian Photographic Society (APS). Approval number 2019/9.

This competition is informally titled "Portraits for Parkinson's" because 25% of your entry fee will be **donated to aid Parkinson's Disease** support groups in your state.

Winners will be announced at the PSQ Convention, held at Wynnum QLD on 4-6th May 2019.

The images will be on display for public viewing at the convention.

MyPhotoClub will be donating part of the Entry Fees to assist with the running of the PSQ Convention - please support PSQ by entering this Competition.

For more information and to submit your entries visit: <https://natportrait.myphotoclub.com.au/>



Competitions in conjunction with PSQ Convention



- ✘ Caloundra Camera club is the host.
- ✘ This is a Print and Digital comp
- ✘ Entries are through <https://psq-seq.myphotoclub.com.au/>
- ✘ All information is on the above site
- ✘ There are 2 separate comps for A grade and Non A Grade
- ✘ 5 Subjects : Open Colour ,Open Mono,People (Colour or Mono)
- ✘ Nature,Social Documentry (mono)
- ✘ Closing date is March 24
- ✘ Print Entries can be given to Sue Gordon at a date to be confirmed for transportation to Judging

Club Competition Results

2018 Annual Competition Results			
Top 5 places			
Colour Print		Digital Landscape	
John Doody	Winner	Sandra Anderson	Winner
Liann Haaima		Bruce McDonald	
Eligia Sword		Ian Sweetman	
Danielle Pritchard		John Doody	
Sue Gordon		Clive Hammond	
Monochrome Print		Digital Open	
John Doody	Winner	Ian Sweetman	Winner
Bruce McDonald		Danielle Pritchard	
Margaret Duncan		Eligia Sword	
Susan Chisholm		Ajantha Vithanage	
Hector Beveridge		Julie Geldard	
Small Print (B grade)		Small Print (B grade)	
Amanda Williams	Winner	Margaret Duncan	
Danielle Pritchard		Robert McFarlane	



Most Improved B-grader:
Margaret Duncan



Winner of Colour Print & Mono Print:
John Doody

Images courtesy of Margaret Kemmery

January 2019 Competition

Subject: Open

Points are for those who entered only

Judge: Noel Clark

and not an accurate YTD result

A Gold Grade Prints	YTD	A Gold Grade Digital	YTD
Dianne Osborne	78	John Doody	117
Sue Gordon	51	Clive Hammond	111
Gordon Dixon	45	Sandra Anderson	108
A Grade Prints	YTD	A Grade Digital	YTD
Eligia Sword	117	Ajantha Vithanage	114
Hector Beveridge	111	Bruce McDonald	108
Sam Fernando	96	Sam Fernando	105
Lekha Suraweera	96		
AB Grade Prints	YTD	AB Grade Digital	YTD
Caroline Marshall	84	Cheryl Zwart	90
Margaret Yeo	78	Caroline Hall	87
Michael Keenan	66	Priscilla Gibbs	84
B Grade Prints	YTD	B Grade Digital	YTD
Margaret Duncan	96	Robert McFarlane	105
Amanda William	9	Margaret Duncan	96
No other entries		Lee Dixon	42
HONOUR AWARDS		JANUARY 2019	
Clive Hammond	A Gold	Suzanne Edgeworth	A
Gordon Dixon	A Gold	Janet Aldridge (2)	A
Lesley Clark (2)	A Gold	Gary Silk	A
Dianne Osborne (2)	A Gold	Jan Kazakoff	A
Jan Sharples (2)	A Gold		
Sandra Anderson	A Gold		
		Ross Dempsey	AB
Hector Beveridge (2)	A	Chris Ross	AB
Eligia Sword	A	Margaret Yeo	AB
Lekha Suraweera (2)	A	Susan Chisholm	AB
Ajantha Vithanage(2)	A	Russell Dickson	AB
Liann Haaima (2)	A	Andrew Macrow	AB
Sam Fernando (2)	A	Michael Keenan	AB
Rodney Topor	A		
Bruce McDonald	A	David Harbinson	B
Ann Smallgange (2)	A	Robert McFarlane	B

2019 Monthly Club Competition Subjects

Subject	Print Due	Digital Due	Judging Date	No of Images	Definition
Open	14 th Dec 2018	14 th Dec 2018	23rd Jan 2019	2 Open	Any subject that is treated pictorially, embodying the elements of good design, arrangement or composition, which reflects the personal interpretation of the photographer.
People	23rd Jan 2019	23rd Jan 2019	27 th Feb 2019	1 Set 1 Open	A photograph of a person or people that is strictly not a close-up or portrait. The person/s in the photograph must be the focal subject however the image could also depict their environment or a broader scene. Can be candid or posed. Must be a live human being (manikins, statues, ornaments will not be accepted).
Scapes	27 th Feb 2019	27 th Feb 2019	27 th March 2019	1 Set 1 Open	Scapes including: Landscape A landscape is a picture of natural inland scenery. It may include houses, other evidence of man, people, animals and even part of the sea provided that none of these dominate the picture. Seascape A seascape is a photograph of natural coastal scenery, a wave study or a picture of the open sea. People, boats and items related to these may be present as incidental items in the picture. Large salt water inlets are eligible but inland waters are excluded. Urban/City/Other The choice of subject matter can vary to offer other variety of "scapes" but it will be up to the maker to ensure that the result is apparent to the viewer - i.e. the impact of the image will come from the subject matter chosen. A "cityscape" or "urban landscape" subject will be identifiable to the viewer. Generally, a scape could be defined as a 'vista' or a 'broad view' of the subject.


Subject	Print Due	Digital Due	Judging Date	No of Images	Definition
Architecture	27 th March 2019	27 th March 2019	24 th April 2019	1 Set 1 Open	The picture must be of a building intended for human occupation or use. It may be a picture of the exterior or interior and may be a detail of a limited part of a building or buildings that displays architectural angles and lines in a dynamic or colourful way. (Monochrome allowed). Broad cityscapes that include many buildings will not be accepted. Engineering structures such as bridges, communications towers and motorways will not be accepted.
Transportation	24 th April 2019	24 th April 2019	22nd May 2019	1 Set 1 Open	The image must show the action of transporting someone or something, or the process of being transported
Nature	22nd May 2019	22nd May 2019	26 th June 2019	1 Set 1 Open	The FIAP Nature Definition as used by PSQ and APS. Nature photography depicts living, untamed animals and uncultivated plants in a natural habitat; geology and the wide diversity of natural phenomenon, from insects to icebergs. Photographs of animals which are domesticated, caged or under any form of restraint, as well as photographs of cultivated plants are ineligible. Minimal evidence of humans is acceptable for nature subjects, such as barn owls or storks adapting to an environment modified by humans, or natural forces like hurricanes or tidal waves, reclaiming it. The original image must have been taken by the photographer, whatever photographic medium is used. Any manipulation or modification to the original image is limited to minor retouching of blemishes and must not alter the content of the original scene. After satisfying the above requirements, every effort should be made to use the highest level of artistic skill in all nature photographs.
Movement	26 th June 2019	26 th June 2019	24 th July 2019	1 Set 1 Open	A finished image that depicts motion blur resulting from either long exposure, panning or in-camera movement. The image cannot be a freeze-frame photo. It must show some blur in some part of the image.

Subject	Print Due	Digital Due	Judging Date	No of Images	Definition
Monochrome	24 th July 2019	24 th July 2019	28 th August 2019	1 Set 1 Open	Any photograph containing shades of only one colour. If toning is carried out, it must be over the total photograph - partial toning and/or the addition of one extra colour is not acceptable in a monochrome section.
Old Things	28 th August 2019	28 th August 2019	25 th Sept 2019	1 Set 1 Open	An image that shows something or someone far advanced in the years of its life. Something made a long time ago.
After Dark	25 th Sept 2019	25 th Sept 2019	23 rd Oct 2019	1 Set 1 Open	An image taken at least one hour after sunset or one hour before sunrise (no sunrises or sunsets). Try using ambient light or slow shutter speeds. The use of additional lighting is acceptable.
The Colour Yellow	23 rd Oct 2019	23 rd Oct 2019	27 th Nov 2019	1 Set 1 Open	Any photograph in which the predominant / focal interest of the image is the colour Yellow.
Annual	13 th NOV 2019	13 th Nov 2019	Sat 7th Dec 2019		Refer to Member Handbook, Trophies are awarded at the Christmas Party.
Open	11 th Nov 2019	11 th Nov 2019	22 nd Jan 2020	2 Open	Any subject that is treated pictorially, embodying the elements of good design, arrangement or composition, which reflects the personal interpretation of the photographer.

Information on how to submit your digital images can be found here:
<https://mgps.org.au/images/Digital%20entry%20submissions%20form%20Sept%202017.pdf>

Information on how to submit your print images can be found here:
<https://www.mgps.org.au/index.php/about/members-handbook>

PHOTOGRAPHIC INSPIRATION



INSPIRATION FOR MONTHLY CLUB COMPETITIONS

MARCH: Submit your entries by 27th February 2019 – SCAPES set subject.

<https://digital-photography-school.com/including-people-objects-landscapes-scale/>

<https://digital-photography-school.com/4-tips-for-capturing-beautiful-seascapes/>

APRIL: Submit your entries by 27th March 2019 – ARCHITECTURE set subject.

<https://digital-photography-school.com/6-ways-architecture-photography-that-stands-out/>

OR BROWSE ANY OF THE PHOTO STOCK AGENCIES LISTED.

www.istockphoto.com

www.dreamstime.com

www.shutterstock.com

www.gettyimages.com.au

www.123rf.com

www.fotolia.com

USEFUL STUFF

For anyone looking to improve their photography with some free tips and tutorials, the following websites have a wealth of information. Some also have a free newsletter that you can sign up for, if you wish.

DPS (Digital Photography School) www.digital-photography-school.com

Cambridge in Colour www.cambridgeincolour.com

Digital Photo Mentor www.digitalphotomentor.com

Best Photo Lessons www.bestphotolessons.com

Digital Camera World www.digitalcameraworld.com

Australian Photography Magazine www.australianphotography.com

Peta Pixel <http://petapixel.com/2014/07/03/best-free-online-photography-courses-tutorials/>

Steve Parish Nature Connect Blog <https://www.steveparish-natureconnect.com.au/steves-blog/page/3/>
<https://1x.com/>

World Photo Adventures have a free e-book:

<https://worldphotoadventures.com.au/kis-book/>

Check out the Camera Pro blog page for lots of helpful tips tutorials and inspiration. <http://blog.camerapro.com.au/>

MEETUP GROUPS

Meetup Groups are free to join and usually there is no cost to attend. Lisa Kurtz recently organised a meetup at the Queensland Art Gallery where we had coffee then walked through the art gallery discussing the art, techniques and impacts and applied those concepts to taking our own photos outside. This session was free though there are other sessions involving tuition which have a fee. They are an excellent way to broaden your horizons. Margaret Yeo.

Landscape group:

<https://www.meetup.com/Queensland-Landscape-Photographers/events/242078842/>

A group focusing on bugs and other macro photography, usually held at the Mt Cootha Botanical Gardens,

https://www.meetup.com/Brisbane-Bug-Snappers/events/241062080/?rv=md1&_af=event&_af_eid=241062080&https=on

An artistic photography group with Lisa Kurtz' company Fotografica as the organiser for the group,

<https://www.meetup.com/brisbane-arty-photographers-meetup/photos/28019787/462972875/>

INSPIRATION

MORE USEFUL STUFF.....by Nadia Filiaggi

COURSES AVAILABLE

There are some wonderful resources available to inspire and help with improving your photography skills. Here are some of my favourites.

U3A University for the Third Age

(for over 55's)

U3A is a great resource available for just \$40 membership per annum. Courses, given by retired University lecturers and professional teachers cover topics such as Photography, Photoshop, Languages, Painting, Current Affairs, Computers, Publishing, Science, History too many to mention.

Most courses are free, however some ask for \$5 per lesson to help cover the cost of hiring the room. Lessons are conducted either in the city, 97 Creek St or at 232 Adelaide St, along with six districts which cover all of Brisbane and Logan City. Courses in the districts are held in public Libraries.

There are beginner's Photoshop courses starting next term – 10 weeks for \$50. One course is on Monday mornings in the city from 9:00 to 10:30 am, and the Second Beginner's course is on Wednesday mornings, again in the city from 9:00 to 10:30 am. There are other Photoshop courses - Photoshop Advanced, Photoshop CC/CS, Photoshop Workshops – if the courses are conducted at a Library the cost of the course is cheaper than the courses in the city and some are even free.

You will find that Term 1 is all full – but you just need to email the instructor and ask if you can have your name put down for the next Term. You can enrol yourself on-line but these courses fill up within a few days of being released and it would be safer to have your name down early. The instructor's names and email addresses are on the website.

Visit www.u3abrisbane.org.au

Lynda.com

Is an online facility that offers 1000's of courses – for Photography, Photoshop, Advertising, Music and so much more.

The wonderful news is that if you are a member of the Queensland State Library (membership is free) you can then use the Lynda.com facilities for free. Joining the State Library can be done on-line.

Make sure you access Lynda.com from the Qld State Library Webpage.

Here are some instructions on how to access the Lynda.com page via the State Library Webpage:

- Go to the home page of State Library of Qld www.slq.qld.gov.au
- Scroll down to the very bottom of this page and on the far left hand side under Search - 5th item down - click on eresources - it is in a dark grey area.
- That will bring you to a page where you will find a box for Lynda.com (there are 7 boxes - Lynda.com is in the first row in the middle) Click on it
- Now click on the highlighted - State Library's Lynda.com login - it is in the 4th paragraph.
- When you click on that link (State Library's Lynda.com login) - it will take you to where you can either login to the Lynda.com website (via state library) as a regular user or you click on 'New to Lynda – Register Here'
- Click on 'Register Here' - to create your profile - then you are set to go.

External Competitions to Enter Closing Shortly...

Closing during February 2019

Adelaide AV Fest 2019	2019/06	28th February 2019
-----------------------	---------	--------------------

<https://a-p-s.org.au/index.php/exhibition/adelaide-av-fest>

Closing during March 2019

46th Warragul National Photographic Competition 2019	2019/05	27th March 2019
National Digital Portrait Exhibition 2019	2019/09	31st March 2019

<http://www.warragnational.org/#>

<https://natportrait.myphotoclub.com.au/>

More information is available on the APS website:

<https://www.a-p-s.org.au/index.php/competitions>

OTHER COMPETITIONS

This is an early reminder of the **2019 Salon of Excellence Photo Competition** and an invitation to **all members of PSQ Affiliated Clubs** to participate.

The competition will **open in early 2019**, with the **closing date on Sunday 24th March**. All entries will be via the MyPhotoClub website as they were last year.

Winners will be announced at the **PSQ Convention at Manly from 4th to 6th May**.

Entries fees will be \$10 for the first section, then \$3 for each additional section.

Subjects will be the same as last year: **Open Colour, Open Mono, People (Colour or Mono), Nature and Social Documentary (Mono)**.

There is both **Print and Digital Competitions**, and there will be **separate competitions for both A and Non A grade competitors**.

This is an excellent opportunity for all members to participate in a Queensland wide competition, especially if you are a non A grade member, and to test your skills beyond your own Club competition.

Entries for the Australian Interstate Competition will be chosen from the SEQ participants, with the prospect of competing in an Australia wide competition.

It is also a chance for Clubs to compete against one another with Trophy awards for both the highest aggregate score, and to encourage smaller clubs - the highest average score.

The Caloundra Camera Group will be hosting the judging of the competition in April, as well as organisation.

We look forward to receiving many entries and to a good healthy competition between the Queensland Clubs.

APPLYING FOR PHOTOGRAPHIC HONOURS - by Nadia Filiaggi

HAVE YOU EVER THOUGHT ABOUT TRYING TO GAIN SOME PHOTOGRAPHIC HONOURS? ACHIEVING THOSE ELUSIVE LETTERS BEHIND YOUR NAME? PERHAPS YOU HAVE THOUGHT IT TOO HARD, BEYOND YOUR SKILL LEVEL OR IT APPEARS TO BE TOO COMPLICATED. WHERE DO YOU START? BY GAINING ACCEPTANCES FOR YOUR IMAGES AT AN INTERNATIONAL LEVEL. IS THAT POSSIBLE? IF YOU ACHIEVE A FAIRLY HIGH AWARD FOR AN IMAGE AT THE MGPS MONTHLY COMPETITIONS, YOU COULD VERY WELL GAIN AN ACCEPTANCE WITH THAT IMAGE AT AN INTERNATIONAL LEVEL.

Competing at the International level is doable, exciting and addictive. You wait on edge for the results, then devour the report card and study each judge's score. You look at the minimum score required for an Acceptance and shake your head when you are only 1 point off the required figure. Then there is the absolute thrill of competing against some of the best photographers in the world - in this context the exhilaration of gaining an Acceptance cannot be overrated. The end result - you start to realise which images consistently get high scores and could/should eventually gain you an Award. You find improvements not only in your skill level but in your professional development.

How does this Honour system work?

In Australia when you have photographic letters behind your name we call it achieving an Honour. There are varying and progressive levels of this Honour system and in Australia it starts with Licentiate of the Australian Photographic Society (LAPS). In France, the governing body is FIAP (Federation Internationale de l'Art Photographique) and they call these achievements Distinctions. The PSA (Photographic Society of America) name them ROPA. (Recognition of Photographic Achievement.)

How do these competitions work?

There are more than 500 competitions annually – so you have a wide list to choose from. Each competition (also called Salon or Exhibition) will have the Rules listed for you and everything you need to know will be there. The definitions of categories, the calendar, the number of awards, names of Judges, what sort of catalogue and how is it sent to you (email or hard copy via post), even what sort of projector the images will be shown on. Information will also include the file size and what characters will be accepted for the file name. If you cannot find an answer to a query, then the Chairman's email is also listed so you can email him/her directly. In addition, there are many MGPS members who enter International Competitions who would be happy to help you with any questions.

Most importantly will be what Approvals has the Salon gained – most will have both FIAP and PSA approval. If going for a PSA ROPA distinction you need to enter competitions that have PSA approval.

These competitions usually have a panel of three Judges and each will give your image a score. Once all images are judged usually around 25% or less of them will achieve an Acceptance. The Judges will then choose which of these Accepted images will receive Awards. Most Competitions will email out a Report Card, which will have each image's score, (sometimes each judge's score is listed) the score needed to obtain an Acceptance and whether your image gained an Acceptance. If you did receive an Acceptance you must download the Salon's Catalogue as soon as it is available to keep as proof for when you start applying for your Honours.

What Honours/Distinctions could I consider applying for?

Australia

The governing body for handing out the Australian Honours is the APS (Australian Photographic Society). You can achieve the Honour of **LAPS** (Licentiate) with just 50 Acceptances, of which 10 must be from APS approved National or International Exhibitions. You must be an APS member before applying for an APS Honour.

USA

The PSA offers the distinction of **QPSA** (qualified) for anyone achieving 54 Acceptances from competitions with PSA approval and you have to be a member of the PSA to apply for this distinction. Once you achieve a ROPA distinction you can include that distinction as Letters behind your name just as you would if you gained an Honour with APS or FIAP.

France

FIAP start with the Distinction of **AFIAP** (Artiste) for which you just need 40 Acceptances from FIAP approved competitions and of these, 4 must be Print Acceptances. The APS manages and organises all applications for the French Distinctions - you do not need to be an APS member but it is recommended. You must have been competing at the International level for at least one year before applying for your AFIAP Distinction.

GPU

Global Photographic Union – you could apply for **GPU Crown 1**

with just 200 points. (GPU works on a slightly different system but it is easy to follow) If you are interested in this Honour you must pay upfront for a 3 year membership with the GPU.

<https://www.gpuphoto.com/apply-for-distinction>

Where can you find out about International competitions?

APS link

<https://www.a-p-s.org.au/index.php/competitions>

PSA link

<https://psa-photo.org/index.php?exhibitions-current-exhibition-list>

FIAP link

<https://www.myfiap.net/patronages>

GPU link

<https://www.gpuphoto.com/salons-with-gpu-license>

John North holds monthly meetings to assist club members interested in competing at the International level and I highly recommend you attend. Dates and locations are advertised on the MGPS slides.

When you start to enter International Competitions keep detailed, exact records. Denise North has drawn up a spreadsheet of the information you should keep about each competition you enter – if interested please contact me and I will organise a copy for you.

Once you have achieved the required number of Acceptances you will find there are very clear guidelines on each website on how to complete the necessary spreadsheets to apply for your Honour or Distinction. Lastly you are not on your own ... just ask for assistance as there are many of us who can help you complete these forms. As a club we want our members to achieve their goals – so please ask for help. Questions? Please email me at:- nadiafiliaggi@me.com

I have only provided links to APS, FIAP, PSA and GPU approved salons – but there are many other governing bodies that hand out Approvals for International Competitions such as RPS (Royal Photographic Society), PSNZ (Photography Society of New Zealand) and UPI (United Photographer's International). You will find that the PSA and FIAP will list most international competitions.

PSA MEMBERSHIP

I joined the **Photographic Society of America (PSA)** solely to apply for PSA honours. I was pleased that on the day I joined I was contacted by the Australian representative, Dr Roy Killen, who provided me with spreadsheets listing all my International Acceptances and offered his kind help with any queries I had about applying for my honours.

As the weeks passed I was contacted by other members of the PSA. I was invited to join Study Groups – where a small group of 5 or 6 members from around the world post their images and we give and receive feedback on each image posted – we post one image a month. I have joined a Colour Open group and a Macro group and have found I am not only getting valuable feedback on my images but making friends across the globe.

In the first month of my membership I was contacted by various Directors of the PSA offering more information and assistance on how I could make the most of my membership.

I was also invited to take up the free offer of on-line courses supplied and run by the PSA – I am currently doing a ‘Judging and Analysis’ course and have a mentor, Ron Paxton, who assesses and gives feedback on my progress. There are many courses provided free to members and all are listed on the PSA website.

The PSA also offers a Travel Advisory Service. So when visiting a part of the world where they have representatives you can contact them for information about what to photograph where and when. Some members will meet up with you and others will just have time to email you information. I have become a representative for Brisbane but have not had anyone visit here yet.

For those of you that are considering applying for PSA Honours there was a new Honour introduced this year – QPSA (Qualified) for which you need 54 International Acceptances.

The services provided by the PSA are numerous; there is a monthly Journal, Facebook pages, and information about competitions and conferences. What I like the most about the PSA is the feeling of inclusion and friendship – if you have had thoughts of joining I can highly recommend you doing so.



Norfolk Island Adventure
 Phone: 07 3711 6051
 info@prestigedaytours.com.au
 8 Days – 7 Nights
 26 October – 2 November 2019

Prestige Day Tours is pleased to announce our new Norfolk Island Adventure hosted holiday. Come with us to explore all that this island paradise has to offer. It's a photographer's dream-come-true and has one of the most picturesque golf courses in the world. We have visited the island many times and can show you around this idyllic place. Nev will be on hand to assist any golfers in the group and Cheryl knows all the best locations for photography and bird spotting. Or you can just chill out and relax, if you prefer.

NUMBERS ARE STRICTLY LIMITED TO A MAXIMUM OF 20 – CALL US TODAY!

TOUR HIGHLIGHTS AND INCLUSIONS

- Return Airfares with Air New Zealand (The Works airfare)
- Airport transfers on Norfolk Island
- 7 Nights boutique accommodation at Coast, Norfolk Island (one bedroom apartment or cottage)
- 7 Days car hire is included so you can explore the island freely, at your leisure
- Pre-dinner drinks and nibbles – Saturday afternoon
- Welcome Dinner at Hilli Restaurant (two-course dinner with transfers)
- BBQ Breakfast on Sunday morning
- Half-day island Orientation Tour
- High Tea at Sweet Pea Cakery on Sunday afternoon
- Set in Stone – Quality Row Heritage Tour
- Lunch at The Olive Branch Café on Monday
- Colleen McCullough Home Tour
- Island Fish Fry Dinner with transfers
- Hilli goat Tours – The Norfolk Whey (with luncheon)
- Lantern Lit Ghost Tour & Dinner with transfers
- Entry to Fletcher's Mutiny Cyclorama & Devonshire Tea
- Farewell Dinner at Dino's Restaurant (two-course dinner with transfers)
- Museum Pass for unlimited entry and additional tours
- Other optional sightseeing walks, etc.
- The services of two dedicated Tour Hosts while on the island.



EXCLUSIONS

- Alcoholic beverages, apart from those specified in the itinerary
- Meals, apart from those specified in the itinerary
- Fuel costs for vehicle, optional additional insurance
- Items of a personal nature
- Travel insurance is strongly recommended
- Transfers to and from Brisbane Airport
- Optional tours listed in the itinerary
- Green fees and Golf Club Hire

THIS IS AN ACTIVE TOUR. A moderate level of fitness is required to participate in scheduled activities. ALL BOOKINGS WILL BE HANDLED BY NORFOLK ISLAND TRAVEL CENTRE. \$200 per person non-refundable deposit when booking. Final payment due by 20th July 2019. norfolkislandtravelcentre.com



Hosts: Nev & Cheryl



Norfolk Island Golf Course

MEMBERS' BUY, SELL, SWAP

Pro Master Multi-Function Wi-Fi card reader

Brand new, still in box, never used. Use as a full function wired reader on Wi-Fi. Reads and writes compact flash, secured digital (SD, SDHC, SDXC, TF) and memory stick plus up to 3 USB devices. Built in battery for location free operation.

Transfer images, music, videos and other files between iOS and Android devices with Wi-Fi connectivity.

Works with smart phone, tablet, flash drive, notebook and hard drive. Share your images and files anytime, anywhere.

\$45.00



Inca AT3530 Aluminium Tripod

3 Way Head with Quick Release Plate **\$20.00**

Details:

- Wind-up centre column
- 3-way head with quick release plate
- 3-section legs with centre-bracing
- Folded length: 590mm
- Min height: 560mm
- Max height: 1470mm
- Weight: 1.29kg
- Leg profile: 21.2mm
- Carry Bag included

SOLD



Contact: Cheryl Profke
 Phone: 0414 786 882
 Email: cheryl.profke@bigpond.com

To advertise here contact: newsletter@mgps.org.au



PROFILES NEEDED

We still need profiles – this is your opportunity to introduce yourself to other members and feature some of your best shots.

Profile Questions

Firstly a little bit about you and your Background.

1. What led you to photography?
2. What was your first camera and what are you using now?
3. Do you have a specific style of photography that you prefer?
What do you love about it?

4. Which photographers inspire you?

5. Where do you go from here?

6. What tips can you offer other photographers?

If you could also provide me with about five of your favourite pics that you would like to showcase and a profile pic of yourself, that would be great! Thanks.

Contact Cheryl Profke at newsletter@mgps.org.au

Going to be away on a judging night?

You can submit early entries!

Contact:- Sue Gordon

sueanddennisgordon@yahoo.com.au

for Print entries,

and Tony White digitalcomp@mgps.org.au

for Digital entries.

Missing your name badge?

If you have recently joined the club and you have not received your Member's Handbook and name tag, please see one of our friendly welcoming officers at the registration desk.

Have you won an Award?

If you have won an award outside the club please send your results to Michael Mitchell Records@mgps.org.au for registration so that your points can be entered to your file. ASAP. The club offers Bronze, Silver and Gold Awards. Full Details are in The Blue Book.



Mt Gravatt Photographic Society

Get involved!

Please consider helping in some way to keep **YOUR** club running smoothly.
Just speak to a committee member at the next meeting.

Have your images critiqued by A-Gold members

Members now have the option to have your images critiqued on the Club's Facebook page. A different A-Gold member will provide this service each month. This is a great way to pick up some tips from our more experienced photographers.

"The camera has always been a guide, and it's allowed me to see things and focus on things that maybe an average person wouldn't even notice."

– Don Chadwick

Considering entering national or international competitions? Please refer to the APS website, as this information has changed recently: <https://a-p-s.org.au/index.php/downloads/honours>

INSTRUCTIONS FOR COMPLETION OF ACCEPTANCE LIST

Approvals: Acceptances in an Australian National Exhibition approved by APS are claimable for LAPS and AAPS. Acceptances in an International Exhibition approved by APS, FIAP, RPS, PSNZ, UPI or a Section of the Exhibition approved by PSA are claimable for LAPS, AAPS and FAPS.

LAPS: 50 acceptances are required including 10 acceptances from National or APS Approved International Australian exhibitions. No more than 15 acceptances can be claimed from any one country other than Australia which is unlimited. No awards are required.

AAPS: 100 acceptances are required including 20 acceptances from National or APS Approved International Australian exhibitions and may include those gained for LAPS. No more than 25 acceptances can be claimed from any one country other than Australia which is unlimited. 20 titles must have 2 or more acceptances. 5 different images must receive awards. No more than 2 awards are claimable from any one country other than Australia which is unlimited.

FAPS: 200 acceptances are required, all from International Exhibitions including 10 acceptances from APS Approved International Australian exhibitions and may include the acceptances gained in International Exhibitions for LAPS or AAPS. No more than 25 acceptances can be claimed from any one country other than Australia which is unlimited. 40 titles must have 2 or more acceptances. 10 different images must receive awards from 5 different countries.

Titles: List the titles of the claimable acceptances for the Honour currently being sought including those previously used for LAPS and/or AAPS if claimable.

Do not list more than 20 additional acceptances beyond the requirement for the Honour currently being sought, ie. list a maximum of 70 acceptances for LAPS; 120 acceptances for AAPS; or 220 acceptances for FAPS.

Each acceptance must be completed in full and detailed on one line only. Do not leave blank lines between acceptances.

List all acceptances by their Original Title followed by their Other Title where applicable—ie. Original Title : Other Title.

Exhibition: The Exhibition name may be abbreviated, eg. 'Sydney International' for the 'Sydney International Exhibition of Photography'.

Year: List the Year of the Exhibition by the closing date of the Exhibition, eg. 2013.

Country: List the Country conducting the Exhibition, eg. Australia. For a Circuit which includes more than one country, specify the country which is conducting the Exhibition within the Circuit. For Circuits or Exhibitions in the United Kingdom, specify the country as England, Scotland, Wales or Northern Ireland according to where the Exhibition is being conducted—these locations will be accepted as separate countries for the country limit.

Approval: List one form of Approval for the exhibition, eg. APS 2014/01; FIAP 2014/002; PSA ND, etc.

Awards: Awards are defined as 1st, 2nd, and 3rd placings, Trophies, Medals, Diplomas, Judge's Choice, Honourable Mentions, Certificates of Merit, or Highly Commended. List any Award obtained for the acceptance, eg. APS Gold Medal.

Country Acceptance No.: For each country, number each acceptance in the same country with a consecutive number noting the minimum number of Australian acceptances required and the other country limits applicable to each Honour set out above.

Do not claim acceptances exceeding the country limits.

Claimable Award: If the Award is claimable for the Honour being sought indicate Y for Yes. If it is not claimable because it exceeds the country limit on Awards indicate N for No.

Multiple Title No.: Each title which receives a second acceptance becomes a 'Multiple Title' set. Number the first 2 acceptances of each Multiple Title set with a consecutive Multiple Title No., eg. the first and second acceptances of title 'Blue' are numbered '1'; the first and second acceptances of title 'Red' are numbered '2'; the first and second acceptances of title 'Yellow' are numbered '3', etc. You must have 20 Multiple Titles sets for AAPS and 40 Multiple Title sets for FAPS.

Catalogue Type: Specify the type of catalogue, **P** for a printed catalogue; **CD** for a CD or DVD catalogue; or **W** for a web (online) catalogue.

VO: This column is for the Verifying Officer's initials. **The VO and the applicant must also sign the front page of the application.**