



EXPOSURE

December 2018 – January 2019

Bi-monthly Newsletter of the Mount Gravatt Photographic Society Inc.

PO Box 234
Mount Gravatt Qld 4122

President: Hector Beveridge
Newsletter Editor: Cheryl Profke
Email: newsletter@mgps.org.au

IN THIS ISSUE

From the Editor	2
Committee 2018 - 2019	3
President's Message	4
Photographer Profile - Gary Silk	5
What's on at the Club	7
Club Activities	8
Competition Results	9
Monthly Competition Subjects	10
Photographic Inspiration	13
External Competitions	15
PSA Membership	16
Date Claimers	17
Re-usable matboard instructions	18
Instructions for Completion of	
APS Acceptance List	19

CLUB OBJECTIVES

The Mount Gravatt Photographic Society is a community-based non-profit camera club that is affiliated with the Photographic Society of Queensland. The club was formed in February 1967 by a small group of enthusiastic amateur photographers. See <http://www.mgps.org.au/club/about-mgps/club-history> for more details.

The Aims of Mount Gravatt Photographic Society:

- To foster a love of the art of photography amongst its members and in the community
- To assist members with problems appertaining to photography
- To achieve a more fruitful alliance between the beginner and the experienced photographer
- To present lectures on photography for beginners
- To arrange competitions both within the Society and with other bodies from time to time.

M.G.P.S. GROUPS – FULL DETAILS AVAILABLE ON THE MGPS WEBSITE

BEGINNERS/DEVELOPERS GROUP: Meets on the second Wednesday of each month at 5:30 pm, in the small room next to the entrance to St. Bartholomew's Church Hall, cnr Logan Road and Mountain Street, Mt. Gravatt. Volunteers needed! Coordinator: Julie Geldard. jules@vidpicpro.com ****Please contact Julie to advise if you will be attending**.**

MONOCHROME GROUP: Meets on the third Wednesday of each month at 7:30 pm. Check slides for location. Coordinator: Warren Veivers/Cheryl Zwart Ph. 0418 982 240. monochrome@mgps.org.au

INTERNATIONAL GROUP: Meets on the third Thursday of each month at various locations. Check meeting slides for location of contact Coordinator: John North Ph. 3397 1250. jonden_01@hotmail.com

DIGITAL GROUP: Meets on the fourth Monday of each month at 7:30 pm sharp. Venue: Garden City Library meeting room. Coordinator: Rodney Topor Ph. 0438 112 358. digital@mgps.org.au

COMMITTEE MEETINGS are held on the 1st Monday of each month. If you would like to attend, please contact the Club Secretary to confirm the time and location of this month's meeting: secretary@mgps.org.au

From the Editor

WELCOME TO THE FINAL EDITION OF EXPOSURE FOR 2018

How fast did that year just fly by – almost Christmas again and the Club will be in recess after the next meeting on Wednesday 12th December.

The first meeting in 2019 will be on Wednesday 23rd January, and this will be a judging night with both topics as open subjects.

Planning is now well underway for the 2019 PSQ Convention, which our club is hosting. A Committee has been appointed, and we need as many volunteers as possible to help with tasks leading up to this major event, as well as during the event.

Please see Hector Beveridge or any Committee Member to confirm you can help. The Convention will be held over the May long weekend next year.

Our photographer profile this issue has been supplied by Gary Silk, who has now taken on the role of Vice –President for the Club. I am always looking for more members willing to provide a profile article. If you would like to participate, please contact me by email.

The holiday season is a great time to review your portfolio (or start creating one) in readiness for next year's club competitions. The topics are listed on pages 10 – 12.

You will also find some inspiration for the first few topics on pages xx as well as information on other external competitions on page 15.

The MGPS Committee would like to take this opportunity to wish all members and their families a happy and safe holiday season, however you choose to celebrate.

I will be on the lookout for fresh ideas for the newsletter next year. So if you have any suggestions about topics or you would like to provide information on a fabulous destination that you have travelled to, please get in touch. I'd love to hear from you.

I may also start up a regular Buy , Sell, Swap column. Let me know if you items that may be suitable for this.

See you next year.

Happy Reading!
Cheryl Profke
Ph. 0414 786 882

newsletter@mgps.org.au



HELPING AT MEETINGS

If you arrive early, please help out where you can by setting up chairs, print stands, screen or tables.

Staying after the end of the meeting to put various equipment items and chairs away is another way to help.

If you see a visitor or new member: make their visit comfortable. Chat and welcome them. This is what the club is about – helping and encouraging people on their journey of photography.

REMEMBER: A club doesn't run by itself.

CONSIDERATION:

Please remember that audible conversation during a judging or other presentation is both distracting to the audience and discourteous to the presenter. If you notice the President about to speak, ask your neighbours to please be quiet.

PARKING:

Please note that the parking space closest to the back door of the hall is reserved for our guest speakers and judges, who may need to unload gear from their vehicle. Please ensure that you are not blocking other vehicles if you are parked in Mountain Street or in the laneway. Please DO NOT park in the driveway between buildings, as this blocks others who may need to leave early.

NEW MEMBERS

**A very warm welcome to the following new members:
No new members this month.**

STAYING UP TO DATE

For all the latest news on what's happening at the club and for news on other events and activities, you can join the Club's Facebook Page. – MGPS Members Group. Please ensure that your Facebook page is in the same name as your club membership to be eligible. Watch your inbox for regular club emails as well. If you are not any receiving emails let us know.



Membership Fees are now OVERDUE!

Members can make cheques payable to:
Mt Gravatt Photographic Society.

You can either pay in person at the next club meeting or post to:
PO Box 234, Mt Gravatt QLD 4122.

If you would like to pay by direct debit please request account details via our website directing the email to: treasurer@mgps.org.au

MEMBERSHIP FEES

APPLICATION FORM – [Download MGPS Membership Application form \(in PDF format\)](#)

MEMBERSHIP FEES – Joining fee \$15.00 (Once only – if membership is continuous).

	Associate Membership	Spouse or Partner* Membership	Concessional Membership - Pensioners, or full-time Students
Full Membership	\$35.00	\$30.00	\$25.00

*Spouse or partner of an ordinary member, who has already paid \$50 fee

To help cover running costs, members and associates pay a \$4.00 entry fee at the door each regular club meeting night they attend. Concessional members pay \$3.00.

This contributes to room rental, and the cost of supper, etc.

Committee 2018 -2019

M.G.P.S. COMMITTEE	2018 - 2019
EXECUTIVES	
President	Hector Beveridge
Vice President	Gary Silk
Secretary	Suzanne Edgeworth
Treasurer	Chris Seen
Activities Officer	John Doody
Competitions Officer	Sue Gordon
New sletter Editor	Cheryl Profke
Records Officer	Michael Mitchell
Committee Member # 9	Andrea Ryan
OFFICERS	
Competitions Officer 2	Janet Aldridge
Data Projectionist / Digital Competition	Tony White
Interclub Competition Officer	VACANT
Assistant Treasurer	Wimal Kannangarra
Assistant Activities Officer	VACANT
Equipment Officer	Ajantha Vithange (AJ)
Librarian	Amanda Williams
Welcoming Officer 1 (Door)	Margaret Duncan
Welcoming Officer 2 (Door)	Danielle Pritchard
Welcoming Officer 1 (Visitors)	Ian Henderson
Welcoming Officer 2 (Visitors)	Margaret Yeo
APS Liaison Officer	Cheryl Profke
PSQ Liaison Officer	Sue Gordon
Web Site coordinator	Kevin Dixon
Hunt & Shoot Coordinator	Sam Fernando
Catering Coordinator	Liann Haaima
INTEREST GROUP COORDINATORS	
Digital Group	Rodney Topor
Assistant Digital Group	VACANT
Monochrome Group	Cheryl Zwart
Assistant Monochrome Group	Warren Viewers
Beginners' Group	Julie Geldard
Assistant Beginner's Group	Kevin Dixon / Evelyn Campbell
Inter/National Group	John North
Junior Group	Jan Sharples

President's Message by Hector Beveridge

HELLO ALL,

I AM SITTING HERE BEFORE THE KEYBOARD WITH A SWEAT ON MY BROW – IS IT BECAUSE SUMMER IS HERE OR AM I IN A QUANDARY ABOUT THE IMPORTANT MESSAGES?


Since returning from my NZ sojourn last week I have spent most of my time thinking about, working on, next year's PSQ Convention. More about that later.

Between writing and reading ,the club Christmas Party and Annual Competition Awards night will have been held. I know it will be an enjoyable evening but have no idea who will walk away with the annual trophies – Image Of The Year awards. Whoever they are my heartiest congratulations.

MGPS was the host club for the 2018 Interclub Digital Competition which was conducted at Wynnum Library on 21st October. This was a major undertaking which went off very well thanks to the planning and tireless efforts of Suzanne Edgeworth and Tony White. My thanks to them and the team that assisted on the day. The judging process is very interesting and well worth watching. If you get the chance to go next year I recommend you do. After winning the last two years we came second this time, a few points behind Gold Coast. To all those who had images in our club entry, well done.

After the event a meeting of clubs was held and the subjects for next year's comp selected. Four are permanent –People, Scapes, Nature and Non A grade - to which Architecture, Movement and Transportation were added. These will all appear in our club program for next year which will be released in this Exposure.

On the subject of competition we are calling for images to form a club entry in next year's Glennie nature competition. This must be finalised by early February. Images that fall into any of the following categories are valid - Landscape, Animals, Birds, Mammals, Invertebrates, Reptiles, Amphibians, Marine & Freshwater Life. The club competition entry page on our website is set up for you to post your images for consideration by the club selection panel.



On 27th October the long waited Flash workshop was held by the Ozlight boys Ken and Tony. It was limited to sixteen and the full complement of members who attended have given glowing comments on the day's activities and appreciation for the Ken and Tony's instruction and professionalism. With sufficient interest from members a similar workshop could be organised for next year.

Looking forward our final outing for the year will be a mystical experience crystal ball gazing and the Enchanted Garden at the Roma St Parklands. It is on Friday 14th December 5:45 at the Hub. If you have a glass ball please bring it along and we will try some experimenting and taking the city at sunset from City View Saddle using it. Then depending on the crowds, we will walk through the Enchanted Garden. Bring your favourite lenses and a tripod for the sunset although use of tripods in the Gardens is disallowed.


My best wishes to you all for a safe, happy and fulfilling Christmas and New Year. I will leave it up to you how 'merry' you make it.

As always, enjoy your photography and keep looking for those winning images.

- Hector

Photographer Profile –

Gary Silk – Vice President



BACKGROUND INFO

Queenslander born and bred...follow no known football code. I was born in Bundaberg and grew up in Maleny, moved to Brisbane in 1972, I've been to Northern NSW a couple of times, which is the full extent of my international travel. I attended Seven Hills College of Art studying Photography part-time in the early to mid '80s, forget exactly when [had a hang-glider crash in 1990 and some details from before then are no longer easy to recall]. I didn't finish the degree as I became hooked on film making and worked as a Grip and also a Production Assistant. Due to the influx of southern crews when the Gold Coast studios started up and their semi-trailer grip trucks, as compared to my 2 ton truck of gear, my time in the industry came to an end. Years of truck and bus driving followed.

Q. What led you to photography?

A friend had a darkroom in his house; the first time I watched him develop a print I was hooked...as I am sure I have told some of you, I still print to this day. An image is only an image till you print it, then it becomes a Photograph [notice the underline].

Q. What was your first camera and what do you use now?

My first camera: Box Brownie as a 5yr old. First grown-up camera after becoming hooked was a Pentax K1000, quickly followed by a Canon AE-1 and then a Zenza Bronica ETRS 645. I used a Durst 645 enlarger, loaded my own film canisters, B&W Ilford HP5 and FP4 and printed on Ilford paper. When the digital age came along I kept my allegiance to Canon starting with a 450D then a 7D then a 6D, I used L glass as soon as I could afford it (sometimes before). I have recently thrown caution to the winds and converted to micro 4/3rd of the Olympus variety. I started with an E-M5 mkii and a 12-40 f2.8 Pro lens, that lasted for a couple of months and was sold, to be able to buy a OM-D-E-M1 mkII with battery grip and a 60 mm Macro lens.

Q. Have you got a specific style of photography that you prefer? What do you love about it?

See if you can guess from this list of gear: 2x Elinchrom D4 Rx studio strobes, 2x Canon 600 EX-RT speedlights, 1x Yongnuo 600EX-RT speedlight, 2x Godox 685O flashes for the Olympus, transmitters for all (have kept the 6D and my 85 mm f1.8 lens), 1 x Westcott 7 foot umbrella, 1x Elinchrom 1.2 m Parabolic Umbrella, 1x 1.2m Xlite Parabolic Umbrella and a swag of soft boxes and strip lights for the preceding... give up? I rather like anything that requires controlled light, sometimes lots of it, and this usually comes down to portraits or still life. Of course, I must not forget my attempts at Observational Art shots as evidenced by my Dirty White Line series and the one I am currently working on under the title of 'City Life'.





Q. Which photographers inspire you?

The person who took the last photograph that I looked at. I take inspiration from every creator whose work I see, this applies to the people in the club as well. I frequently have my envy genes activated by the work of club members and strive to be as good they are.

Q. What does the future hold for your photography?

Change...followed by more change followed by more...you get the picture . I want to let it lead me to places I haven't thought of and in directions that will surprise me ...

Q. What tips can you offer other photographers?

SEE, DON'T LOOK. Understand light, don't be caught up with so-called "rules" i.e. R*** of Thirds etcetera, understand where they come from and what they can teach us, but don't slavishly cling to them,. View works of merit and artistic beauty so as to feed your soul. Continue to take and make great images.



What's On At the Club



❖ 12 December – GUEST SPEAKER – To be confirmed.

❖ **26 December – NO CLUB MEETING**

❖ **9 January 2019 – NO CLUB MEETING**

❖ 23 January 2019 – COMPETITION
JUDGING NIGHT
Subject - Open

Recent Club Activities

Information on last weekend's club Christmas Party and the winners of the annual competition will be in the February issue.

Club Competition Results

October 2018 Competition Results

Subject: Abandoned

Judge: Tryg Helander

A Gold Grade Prints	YTD	A Gold Grade Digital	YTD
Dianne Osborne	57	John Doody	78
Clive Hammond	48	Clive Hammond	75
Gordon Dixon	18	Sandra Anderson	69
A Grade Prints	YTD	A Grade Digital	YTD
Eligia Sword	78	Ajantha Vithanage	72
Hector Beveridge	69	Sam Fernando	69
Lekha Suraweera	60	Jeffrey Mott	69
Sam Fernando	60	Bruce McDonald	66
AB Grade Prints	YTD	AB Grade Digital	YTD
Michael Keenan	51	Cheryl Zwart	60
Margaret Yeo	45	Michael Keenan	57
Rosslyn Garnett	33	Gary Earl	57
		Priscilla Gibbs	54
		Trish Dixon	54
B Grade Prints	YTD	B Grade Digital	YTD
Margaret Duncan	57	Robert McFarlane	69
		Margaret Duncan	63
No other entries		Mark Paulsen	9
HONOUR AWARDS		OCTOBER 2018	
Clive Hammond	A Gold	Sam Fernando	A
John Doody	A Gold	Ajantha Vithanage (2)	A
Dianne Osborne	A Gold		
		Priscilla Gibbs	AB
Eligia Sword	A	Rosslyn Garnett	AB
Bob Garnett	A	Michael Keenan	AB
Gary Silk	A	Chris Ross	AB
Jan Kazakoff	A		
Jeffrey Mott	A	Margaret Duncan	B

November 2018 Competition Results

Subject: Doors

Judge: Margaret O'Grady

A Gold Grade Prints	YTD	A Gold Grade Digital	YTD
Clive Hammond	72	John Doody	99
Gordon Dixon	36	Clive Hammond	93
		Sandra Anderson	87
A Grade Prints	YTD	A Grade Digital	YTD
Eligia Sword	99	Ajantha Vithanage	93
Hector Beveridge	90	Sam Fernando	87
Lekha Suraweera	78	Jeffrey Mott	84
AB Grade Prints	YTD	AB Grade Digital	YTD
Caroline Marshall	69	Cheryl Zwart	78
Margaret Yeo	66	Caroline Hall	72
Chris Seen	42	Priscilla Gibbs	69
Rosslyn Garnet	42		
B Grade Prints	YTD	B Grade Digital	YTD
Margaret Duncan	78	Robert McFarlane	87
Danielle Pritchard	30	Margaret Duncan	81
No other entries		Danielle Pritchard	36
HONOUR AWARDS		NOVEMBER 2018	
Clive Hammond (3)	A Gold	Andrew Macro	AB
Frank Dalgity	A Gold	Caroline Hall (2)	AB
Hector Beveridge (2)	A	Caroline Marshall	AB
Eligia Sword (2)	A	Margaret Yeo	AB
Jeffrey Mott	A	Priscilla Gibbs	AB
Ajantha Vithanage	A	Cheryl Zwart	AB
Liann Haaima	A		
Swarna Wijesekara	A	Danielle Pritchard	B
Ian Sweetman	A	Margaret Duncan (2)	B
Bruce McDonald	A	Robert McFarlane	B
Bruce Martin	A		

2019 Monthly Club Competition Subjects

Subject	Print Due	Digital Due	Judging Date	No of Images	Definition
Open	14 th Dec 2018	14 th Dec 2018	23rd Jan 2019	2 Open	Any subject that is treated pictorially, embodying the elements of good design, arrangement or composition, which reflects the personal interpretation of the photographer.
People	23rd Jan 2019	23rd Jan 2019	27 th Feb 2019	1 Set 1 Open	A photograph of a person or people that is strictly not a close-up or portrait. The person/s in the photograph must be the focal subject however the image could also depict their environment or a broader scene. Can be candid or posed. Must be a live human being (manikins, statues, ornaments will not be accepted).
Scapes	27 th Feb 2019	27 th Feb 2019	27 th March 2019	1 Set 1 Open	Scapes including: Landscape A landscape is a picture of natural inland scenery. It may include houses, other evidence of man, people, animals and even part of the sea provided that none of these dominate the picture. Seascape A seascape is a photograph of natural coastal scenery, a wave study or a picture of the open sea. People, boats and items related to these may be present as incidental items in the picture. Large salt water inlets are eligible but inland waters are excluded. Urban/City/Other The choice of subject matter can vary to offer other variety of "scapes" but it will be up to the maker to ensure that the result is apparent to the viewer - i.e. the impact of the image will come from the subject matter chosen. A "cityscape" or "urban landscape" subject will be identifiable to the viewer. Generally, a scape could be defined as a 'vista' or a 'broad view' of the subject.

Subject	Print Due	Digital Due	Judging Date	No of Images	Definition
Architecture	27 th March 2019	27 th March 2019	24 th April 2019	1 Set 1 Open	The picture must be of a building intended for human occupation or use. It may be a picture of the exterior or interior and may be a detail of a limited part of a building or buildings that displays architectural angles and lines in a dynamic or colourful way. (Monochrome allowed). Broad cityscapes that include many buildings will not be accepted. Engineering structures such as bridges, communications towers and motorways will not be accepted.
Transportation	24 th April 2019	24 th April 2019	22nd May 2019	1 Set 1 Open	The image must show the action of transporting someone or something, or the process of being transported
Nature	22nd May 2019	22nd May 2019	26 th June 2019	1 Set 1 Open	The FIAP Nature Definition as used by PSQ and APS. Nature photography depicts living, untamed animals and uncultivated plants in a natural habitat; geology and the wide diversity of natural phenomenon, from insects to icebergs. Photographs of animals which are domesticated, caged or under any form of restraint, as well as photographs of cultivated plants are ineligible. Minimal evidence of humans is acceptable for nature subjects, such as barn owls or storks adapting to an environment modified by humans, or natural forces like hurricanes or tidal waves, reclaiming it. The original image must have been taken by the photographer, whatever photographic medium is used. Any manipulation or modification to the original image is limited to minor retouching of blemishes and must not alter the content of the original scene. After satisfying the above requirements, every effort should be made to use the highest level of artistic skill in all nature photographs.
Movement	26 th June 2019	26 th June 2019	24 th July 2019	1 Set 1 Open	A finished image that depicts motion blur resulting from either long exposure, panning or in-camera movement. The image cannot be a freeze-frame photo. It must show some blur in some part of the image.

Subject	Print Due	Digital Due	Judging Date	No of Images	Definition
Monochrome	24 th July 2019	24 th July 2019	28 th August 2019	1 Set 1 Open	Any photograph containing shades of only one colour. If toning is carried out, it must be over the total photograph - partial toning and/or the addition of one extra colour is not acceptable in a monochrome section.
Old Things	28 th August 2019	28 th August 2019	25 th Sept 2019	1 Set 1 Open	An image that shows something or someone far advanced in the years of its life. Something made a long time ago.
After Dark	25 th Sept 2019	25 th Sept 2019	23 rd Oct 2019	1 Set 1 Open	An image taken at least one hour after sunset or one hour before sunrise (no sunrises or sunsets). Try using ambient light or slow shutter speeds. The use of additional lighting is acceptable.
The Colour Yellow	23 rd Oct 2019	23 rd Oct 2019	27 th Nov 2019	1 Set 1 Open	Any photograph in which the predominant / focal interest of the image is the colour Yellow.
Annual	13 th NOV 2019	13 th Nov 2019	Sat 7th Dec 2019		Refer to Member Handbook, Trophies are awarded at the Christmas Party.
Open	11 th Nov 2019	11 th Nov 2019	22 nd Jan 2020	2 Open	Any subject that is treated pictorially, embodying the elements of good design, arrangement or composition, which reflects the personal interpretation of the photographer.

Information on how to submit your digital images can be found here:
<https://mgps.org.au/images/Digital%20entry%20submissions%20form%20Sept%202017.pdf>

Information on how to submit your print images can be found here:
<https://www.mgps.org.au/index.php/about/members-handbook>
 See page 18 for how to create a reusable matboard for your print entries.

INSPIRATION



INSPIRATION FOR MONTHLY CLUB COMPETITIONS

JANUARY: Submit your entries by 24th November 2018 – OPEN subject for both subjects.

FEBRUARY: Submit your entries by 23rd January 2019 – PEOPLE set subject.

<https://digital-photography-school.com/4-tips-overcome-fear-photographing-people/>

MARCH: Submit your entries by 27th February 2019 – SCAPES set subject.

<https://digital-photography-school.com/including-people-objects-landscapes-scale/>

<https://digital-photography-school.com/4-tips-for-capturing-beautiful-seascapes/>

OR BROWSE ANY OF THE PHOTO STOCK AGENCIES LISTED.

www.istockphoto.com

www.dreamstime.com

www.shutterstock.com

www.gettyimages.com.au

www.123rf.com

www.fotolia.com

USEFUL STUFF

For anyone looking to improve their photography with some free tips and tutorials, the following websites have a wealth of information. Some also have a free newsletter that you can sign up for, if you wish.

DPS (Digital Photography School) www.digital-photography-school.com

Cambridge in Colour www.cambridgeincolour.com

Digital Photo Mentor www.digitalphotomentor.com

Best Photo Lessons www.bestphotolessons.com

Digital Camera World www.digitalcameraworld.com

Australian Photography Magazine www.australianphotography.com

Peta Pixel <http://petapixel.com/2014/07/03/best-free-online-photography-courses-tutorials/>

Steve Parish Nature Connect Blog <https://www.steveparish-natureconnect.com.au/steves-blog/page/3/>

<https://1x.com/>

World Photo Adventures have a free e-book:

<https://worldphotoadventures.com.au/kis-book/>

Check out the Camera Pro blog page for lots of helpful tips tutorials and inspiration. <http://blog.camerapro.com.au/>

MEETUP GROUPS

Meetup Groups are free to join and usually there is no cost to attend. Lisa Kurtz recently organised a meetup at the Queensland Art Gallery where we had coffee then walked through the art gallery discussing the art, techniques and impacts and applied those concepts to taking our own photos outside. This session was free though there are other sessions involving tuition which have a fee. They are an excellent way to broaden your horizons. Margaret Yeo.

Landscape group:

<https://www.meetup.com/Queensland-Landscape-Photographers/events/242078842/>

A group focusing on bugs and other macro photography, usually held at the Mt Cootha Botanical Gardens,

https://www.meetup.com/Brisbane-Bug-Snappers/events/241062080/?rv=md1&af=event&af_eid=241062080&https=on

An artistic photography group with Lisa Kurtz' company Fotografica as the organiser for the group,

<https://www.meetup.com/brisbane-arty-photographers-meetup/photos/28019787/462972875/>

INSPIRATION

MORE USEFUL STUFF.....by Nadia Filiaggi

COURSES AVAILABLE

There are some wonderful resources available to inspire and help with improving your photography skills. Here are some of my favourites.

U3A University for the Third Age

(for over 55's)

U3A is a great resource available for just \$40 membership per annum. Courses, given by retired University lecturers and professional teachers cover topics such as Photography, Photoshop, Languages, Painting, Current Affairs, Computers, Publishing, Science, History too many to mention.

Most courses are free, however some ask for \$5 per lesson to help cover the cost of hiring the room. Lessons are conducted either in the city, 97 Creek St or at 232 Adelaide St, along with six districts which cover all of Brisbane and Logan City. Courses in the districts are held in public Libraries.

There are beginner's Photoshop courses starting next term – 10 weeks for \$50. One course is on Monday mornings in the city from 9:00 to 10:30 am, and the Second Beginner's course is on Wednesday mornings, again in the city from 9:00 to 10:30 am. There are other Photoshop courses - Photoshop Advanced, Photoshop CC/CS, Photoshop Workshops – if the courses are conducted at a Library the cost of the course is cheaper than the courses in the city and some are even free.

You will find that Term 1 is all full – but you just need to email the instructor and ask if you can have your name put down for the next Term. You can enrol yourself on-line but these courses fill up within a few days of being released and it would be safer to have your name down early. The instructor's names and email addresses are on the website.

Visit www.u3abrisbane.org.au

Lynda.com

Is an online facility that offers 1000's of courses – for Photography, Photoshop, Advertising, Music and so much more.

The wonderful news is that if you are a member of the Queensland State Library (membership is free) you can then use the Lynda.com facilities for free. Joining the State Library can be done on-line.

Make sure you access Lynda.com from the Qld State Library Webpage.

Here are some instructions on how to access the Lynda.com page via the State Library Webpage:

- Go to the home page of State Library of Qld www.slq.qld.gov.au
- Scroll down to the very bottom of this page and on the far left hand side under Search - 5th item down - click on eresources - it is in a dark grey area.
- That will bring you to a page where you will find a box for Lynda.com (there are 7 boxes - Lynda.com is in the first row in the middle) Click on it
- Now click on the highlighted - State Library's Lynda.com login - it is in the 4th paragraph.
- When you click on that link (State Library's Lynda.com login) - it will take you to where you can either login to the Lynda.com website (via state library) as a regular user or you click on 'New to Lynda – Register Here'
- Click on 'Register Here' - to create your profile - then you are set to go.

External Competitions to Enter Closing Shortly...

Closing during January 2019

62nd Maitland International Salon of Photography 2019/01 14th January 2019

<https://maitlandsalon.myphotoclub.com.au/2018/05/21/welcome-to-the-2018-maitland-international-salon-of-photography/>

Closing during February 2019

Adelaide AV Fest 2019 2019/06 28th February 2019

<https://a-p-s.org.au/index.php/exhibition/adelaide-av-fest>

More information is available on the APS website:

<https://www.a-p-s.org.au/index.php/competitions>

OTHER COMPETITIONS

Australian Photography Magazine monthly competitions:

<http://www.australianphotography.com/yafphotocompetition/free-monthly-competition>

Capture Magazine:

<http://www.capturemag.com.au/atep-2018>

Sony World Photography Awards:

<http://www.worldphoto.org/sony-world-photography-awards>

PSA MEMBERSHIP

I joined the Photographic Society of America (PSA) in June this year, solely to apply for PSA honours. I was pleased that on the day I joined I was contacted by the Australian representative, Dr Roy Killen, who provided me with spreadsheets listing all my International Acceptances and offered his kind help with any queries I had about applying for my honours.

As the weeks passed I was contacted by other members of the PSA. I was invited to join Study Groups – where a small group of 5 or 6 members from around the world post their images and we give and receive feedback on each image posted – we post one image a month. I have joined a Colour Open group and a Macro group and have found I am not only getting valuable feedback on my images but making friends across the globe.

In the first month of my membership I was contacted by various Directors of the PSA offering more information and assistance on how I could make the most of my membership.

I was also invited to take up the free offer of on-line courses supplied and run by the PSA – I am currently doing a ‘Judging and Analysis’ course and have a mentor, Ron Paxton, who assesses and gives feedback on my progress. There are many courses provided free to members and all are listed on the PSA website.

The PSA also offers a Travel Advisory Service. So when visiting a part of the world where they have representatives you can contact them for information about what to photograph where and when. Some members will meet up with you and others will just have time to email you information. I have become a representative for Brisbane but have not had anyone visit here yet.

For those of you that are considering applying for PSA Honours there was a new Honour introduced this year – QPSA (Qualified) for which you need 54 International Acceptances.

The services provided by the PSA are numerous; there is a monthly Journal, Facebook pages, and information about competitions and conferences. What I like the most about the PSA is the feeling of inclusion and friendship – if you have had thoughts of joining I can highly recommend you doing so.

DATE CLAIMER

APSCON

12 – 14 SEPTEMBER 2019 –

TO BE HELD IN BALLARAT, VICTORIA

WILL COINCIDE WITH BALLARAT
BIENNALE OF AUSTRALIAN ART

2 DAYS OF TOURS AND PHOTO
OPPORTUNITIES , 1 DAY CONFERENCE.

More details will be provided when
available.



Mount Gravatt
Photographic
Society

Mount Gravatt Photographic Society
invites you to

Take! Make! Illuminate!

Volunteers are still needed to help this event run smoothly – speak to a Committee member about how you can help.

Photographic Society of Queensland Annual Convention

AT 4th – 6th May 2019
Club Manly on Moreton Bay



For more information | info@mgps.org.au
www.mgps.org.au
www.psq.org.au



Photographic
Society of
Queensland

Re-usable Matboard Frame for competition print entries


HOW TO MAKE A RE-USABLE FRAME FOR YOUR PRINT ENTRIES FOR MONTHLY CLUB COMPETITIONS:

You'll need a backing board and matboard frame of matching size, some packaging tape and/or cloth tape and some 'Micropore' which is available from chemists or Priceline stores.




STEP 1

Line up the edges of your matboard and frame and hinge them with either a strip of packaging or cloth tape down one side on what will become the inside of the frame.



STEP 2

Create a frame of packaging tape on the backing board as shown in the photos. Your print can then be attached to either the packaging tape or the back of the cardboard frame using Micropore. Or attach your photo directly to the front the matboard if you prefer.



When submitting your entries, please ensure that there is **NO** tape on any external edge of the frame. We have had some entries damaged by tape from other people's frames. **Your entries may be rejected if this occurs.**

STEP 3

Make some loops of Micropore to seal the frame shut at each corner.

This makes the board easily re-usable as the Micropore pulls away without damaging either the matboard or your photo.

As all the tape is contained within the inside of the frame, it also means that **YOUR FRAME CAN'T DAMAGE ANYONE ELSE'S PRINTS.**





PROFILES NEEDED

We still need profiles – this is your opportunity to introduce yourself to other members and feature some of your best shots.

Profile Questions

Firstly a little bit about you and your Background.

1. What led you to photography?
2. What was your first camera and what are you using now?
3. Do you have a specific style of photography that you prefer?
What do you love about it?
4. Which photographers inspire you?
5. Where do you go from here?
6. What tips can you offer other photographers?

If you could also provide me with about five of your favourite pics that you would like to showcase and a profile pic of yourself, that would be great! Thanks.

Contact Cheryl Profke at newsletter@mgps.org.au

Going to be away on a judging night?

You can submit early entries!

Contact:- Sue Gordon

sueanddennisgordon@yahoo.com.au

for Print entries,

and Tony White digitalcomp@mgps.org.au

for Digital entries.

Missing your name badge?

If you have recently joined the club and you have not received your Member's Handbook and name tag, please see Lekha Suraweera at the registration desk.

Have you won an Award?

If you have won an award outside the club please send your results to Michael Mitchell Records@mgps.org.au for registration so that your points can be entered to your file. ASAP. The club offers Bronze, Silver and Gold Awards. Full Details are in The Blue Book.



Mt Gravatt Photographic Society

Get involved!

Please consider helping in some way to keep **YOUR** club running smoothly.
Just speak to a committee member at the next meeting.

Have your images critiqued by A-Gold members

Members now have the option to have your images critiqued on the Club's Facebook page. A different A-Gold member will provide this service each month. This is a great way to pick up some tips from our more experienced photographers.

"A good photograph is knowing where to stand."

-- Ansel Adams --

Considering entering national or international competitions? Please refer to the APS website, as this information has changed recently: <https://a-p-s.org.au/index.php/downloads/honours>

INSTRUCTIONS FOR COMPLETION OF ACCEPTANCE LIST

Approvals: Acceptances in an Australian National Exhibition approved by APS are claimable for LAPS and AAPS. Acceptances in an International Exhibition approved by APS, FIAP, RPS, PSNZ, UPI or a Section of the Exhibition approved by PSA are claimable for LAPS, AAPS and FAPS.

LAPS: 50 acceptances are required including 10 acceptances from National or APS Approved International Australian exhibitions. No more than 15 acceptances can be claimed from any one country other than Australia which is unlimited. No awards are required.

AAPS: 100 acceptances are required including 20 acceptances from National or APS Approved International Australian exhibitions and may include those gained for LAPS. No more than 25 acceptances can be claimed from any one country other than Australia which is unlimited. 20 titles must have 2 or more acceptances. 5 different images must receive awards. No more than 2 awards are claimable from any one country other than Australia which is unlimited.

FAPS: 200 acceptances are required, all from International Exhibitions including 10 acceptances from APS Approved International Australian exhibitions and may include the acceptances gained in International Exhibitions for LAPS or AAPS. No more than 25 acceptances can be claimed from any one country other than Australia which is unlimited. 40 titles must have 2 or more acceptances. 10 different images must receive awards from 5 different countries.

Titles: List the titles of the claimable acceptances for the Honour currently being sought including those previously used for LAPS and/or AAPS if claimable. Do not list more than 20 additional acceptances beyond the requirement for the Honour currently being sought, ie. list a maximum of 70 acceptances for LAPS; 120 acceptances for AAPS; or 220 acceptances for FAPS. Each acceptance must be completed in full and detailed on one line only. Do not leave blank lines between acceptances. List all acceptances by their Original Title followed by their Other Title where applicable—ie. Original Title : Other Title.

Exhibition: The Exhibition name may be abbreviated, eg. 'Sydney International' for the 'Sydney International Exhibition of Photography'.

Year: List the Year of the Exhibition by the closing date of the Exhibition, eg. 2013.

Country: List the Country conducting the Exhibition, eg. Australia. For a Circuit which includes more than one country, specify the country which is conducting the Exhibition within the Circuit. For Circuits or Exhibitions in the United Kingdom, specify the country as England, Scotland, Wales or Northern Ireland according to where the Exhibition is being conducted—these locations will be accepted as separate countries for the country limit.

Approval: List one form of Approval for the exhibition, eg. APS 2014/01; FIAP 2014/002; PSA ND, etc.

Awards: Awards are defined as 1st, 2nd, and 3rd placings, Trophies, Medals, Diplomas, Judge's Choice, Honourable Mentions, Certificates of Merit, or Highly Commended. List any Award obtained for the acceptance, eg. APS Gold Medal.

Country Acceptance No.: For each country, number each acceptance in the same country with a consecutive number noting the minimum number of Australian acceptances required and the other country limits applicable to each Honour set out above. Do not claim acceptances exceeding the country limits.

Claimable Award: If the Award is claimable for the Honour being sought indicate Y for Yes. If it is not claimable because it exceeds the country limit on Awards indicate N for No.

Multiple Title No.: Each title which receives a second acceptance becomes a 'Multiple Title' set. Number the first 2 acceptances of each Multiple Title set with a consecutive Multiple Title No., eg. the first and second acceptances of title 'Blue' are numbered '1'; the first and second acceptances of title 'Red' are numbered '2'; the first and second acceptances of title 'Yellow' are numbered '3', etc. You must have 20 Multiple Titles sets for AAPS and 40 Multiple Title sets for FAPS.

Catalogue Type: Specify the type of catalogue, **P** for a printed catalogue; **CD** for a CD or DVD catalogue; or **W** for a web (online) catalogue.

VO: This column is for the Verifying Officer's initials. **The VO and the applicant must also sign the front page of the application.**