



EXPOSURE

April - May 2018

Bi-monthly Newsletter of the Mount Gravatt Photographic Society Inc.

PO Box 234
Mount Gravatt Qld 4122

President: Hector Beveridge
Newsletter Editor: Cheryl Profke
Email: newsletter@mgps.org.au

IN THIS ISSUE

From the Editor	2
Committee 2017 - 2018	3
President's Message	4
Photographer Profile	6
Club Meeting Nights	8
Club Activities	9
Competition Results	10
Monthly Competitions	11
Photographic Inspiration	13
External Competitions	15
Tips for entering National & International Comps ...	16
Reusable Matboard Instructions	17
Date Claimers	18
Instructions for Completion of	
Acceptance List	20

CLUB OBJECTIVES

The Mount Gravatt Photographic Society is a community-based non-profit camera club that is affiliated with the Photographic Society of Queensland. The club was formed in February 1967 by a small group of enthusiastic amateur photographers. See <http://www.mgps.org.au/club/about-mgps/club-history> for more details.

The Aims of Mount Gravatt Photographic Society:

- To foster a love of the art of photography amongst its members and in the community
- To assist members with problems appertaining to photography
- To achieve a more fruitful alliance between the beginner and the experienced photographer
- To present lectures on photography for beginners
- To arrange competitions both within the Society and with other bodies from time to time.

M.G.P.S. GROUPS – FULL DETAILS AVAILABLE ON THE MGPS WEBSITE

BEGINNERS/DEVELOPERS GROUP: Meets on the second Wednesday of each month at 5:30 pm, in the small room next to the entrance to St. Bartholomew's Church Hall, cnr Logan Road and Mountain Street, Mt. Gravatt.
Coordinator: Julie Geldard. jules@vidpicpro.com ****Please contact Julie to advise if you will be attending**.**

MONOCHROME GROUP: Meets on the third Wednesday of each month at 7:30 pm. Check slides for location.
Coordinator: Warren Veivers/Cheryl Zwart Ph. 0418 982 240. monochrome@mgps.org.au

INTERNATIONAL GROUP: Meets on the third Thursday of each month at various locations.
Coordinator: John North Ph. 3397 1250. jonden_01@hotmail.com

DIGITAL GROUP: Meets on the fourth Monday of each month at 7:30 pm sharp. Venue: Garden City Library meeting room. Coordinator: Rodney Topor Ph. 0438 112 358. digital@mgps.org.au

From the Editor

WELCOME TO THE APRIL - MAY EDITION OF EXPOSURE

We are already a quarter of the way through the year, and by the time you are reading this, enjoying our Easter long weekend.

There is much planned at the Club for this year, and planning is beginning now for some events in 2019. If you have been thinking about getting more involved with the Club, please let one of the Committee members know how you can help – we are always on the lookout for more helpers!

Our activities officers and sub-group coordinators are always hard at work, coming up with new and informative topics and guest speakers, and will welcome any suggestions you may have for topics you would like to learn more about.

We have had many requests for information about how to get started with entering your images into National and International competitions. So, I have taken up the challenge of providing some articles on this topic, with some help and

guidance from my fellow club members. Please see page 16 for part 1 in this series.

STUDENT YOUTH GROUP

We need more volunteers to help with our Student Youth Group. If you are interested in helping out, please speak to Jan Sharples. A Blue card is required, but this can be obtained through the club at no cost to you.

Our Photographer Profile for this edition is from a name you should all recognise - Nadia Filiaggi, who has been winning many awards for her fantastic images, some of which she shares on pages 6 and 7.

I would like to give a big shout out to Nadia, who along with Liann Haaima and Eligia Sword one a total of (4) honours each for their images in the March club competition. Girl Power!!

I am now looking for photographer profile articles for the

remainder of the year and would love to hear from you. See page xx for a list of questions to use to help structure your article. Please send any articles or other information to me at the email address to the right.

If you have an article or travel story to contribute or a subject that you would like to see featured in the newsletter, or even just some equipment you want to buy or sell, come and have a chat with me at the next club meeting or contact me by email.

Happy Reading!
Cheryl Profke
Ph. 0414 786 882
newsletter@mgps.org.au



Advertisement

Get your Photos printed at Harvey Norman Garden City

Special Prices for MGPS Members!

Get next day prices and collect your prints within the hour!

8x10" - \$2

8x12" - \$2.50

10x15" - \$6.00

6x4" - \$0.10

5x7" - \$0.35

6x8" - \$0.65

Just present your membership card as you pay to receive your discount!



CONSIDERATION:

Please remember that audible conversation during a judging or other presentation is both distracting to the audience and discourteous to the presenter. If you notice the President about to speak, ask your neighbours to please be quiet

STAYING UP TO DATE

For all the latest news on what's happening at the club and for news on other events and activities you can join the Club's Facebook Page. – MGPS Members Group. Please ensure that your Facebook page is in the same name as your club membership to be eligible. Watch your inbox for regular club emails as well. If you are not receiving emails let us know.



Subs are NOW OVERDUE!

Members can make cheques payable to:
Mt Gravatt Photographic Society.

You can either pay in person at the next club meeting or post to:
PO Box 234, Mt Gravatt QLD 4122.

If you would like to pay by direct debit please request account details
via our website directing the email to: treasurer@mgps.org.au

MEMBERSHIP FEES

APPLICATION FORM – [Download MGPS Membership Application form \(in PDF format\)](#)

MEMBERSHIP FEES – Joining fee \$15.00 (Once only – if membership is continuous).


Month	Full Membership	Associate Membership	Family Membership	Concessional Membership - Pensioners, or full-time Students
July, August, September	\$45.00	\$30.00	\$75.00	\$20.00
October, November, December	\$35.00	\$20.00	\$55.00	\$15.00
January, February, March	\$25.00	\$15.00	\$35.00	\$10.00
April	\$10.00	\$10.00	\$20.00	\$5.00
May	\$5.00	\$5.00	\$10.00	\$5.00
June	\$5.00	\$5.00	\$5.00	\$5.00

To help cover running costs, members and associates pay a \$4.00 entry fee at the door each regular club meeting night they attend. Concessional members pay \$3.00. This contributes to room rental, and the cost of supper, etc.

Committee 2018 -2019

M.G.P.S. COMMITTEE	2017 - 2018
EXECUTIVES	
President	Hector Beveridge
Vice President	Priscilla Gibbs
Secretary	Suzanne Edgeworth
Treasurer	Wimal Kannangara
Activities Officer	Clive Hammond
Competitions Officer	Sue Gordon
Newsletter Editor	Cheryl Profke
Records Officer	Michael Mitchell
Committee Member # 9	Andrea Ryan
OFFICERS	
Competitions Officer 2	Janet Aldridge
Data Projectionist / Digital Competition	Tony White
Interclub Competition Officer	
Assistant Treasurer	Jan Sharples
Assistant Activities Officer	Priscilla Gibbs / Joyce Metassa
Equipment Officer	Ajantha Vithange (AJ)
Librarian	Amanda Williams
Welcoming Officer 1 (Door)	Lekha Suraweera
Welcoming Officer 2 (Door)	Swarna Wijesekera
Welcoming Officer 3 (Visitors)	Ian Henderson
Welcoming Officer 2 (Visitors)	Nadia Filiaggi & Margaret Yeo
APS Liaison Officer	John Doody
PSQ Liaison Officer	Sue Gordon
Web Site coordinator	Kevin Dixon
Hunt & Shoot Coordinator	Sam Fernando
INTEREST GROUP COORDINATORS	
Digital Group	Rodney Topor
Assistant Digital Group	
Monochrome Group	Cheryl Zwart
Assistant Monochrome Group	Warren Vievers
Beginners' Group	Julie Geldard
Assistant Beginner's Group	Kevin Dixon / Evelyn Campbell
Inter/National Group	John North

President's Message by Hector Beveridge



THE YEAR IS IN FULL SWING AND IT IS ALL SYSTEMS GO! IN A CLUB THAT HOLDS TWO MEETINGS A MONTH PLUS THREE INTEREST GROUP MEETINGS, RUNS A DEVELOPERS GROUP AND STUDENT GROUP ACTIVITIES AS WELL AS HOSTING A FIELD TRIP, HOW CAN IT BE ANYTHING ELSE?

I mentioned the newly printed Member Handbook last time (have you got yours?) In preparing it I became aware of the club's Awards system. Never having experienced it during my membership it took a while to establish that we have not made any awards since 2014! This situation is to be rectified and at our AGM later this year certificates will be awarded to the host of members who have achieved awards in 2015, 2016, 2017 and 2018. There will be quite a few.

Another issue with the awards is our current committee has no record of the certificates. We are in the process of designing new ones. Whilst all this may seem a condemning oversight I see our rule that the four executive positions – President, Vice President, Secretary and Treasurer – are all limited to two years in office means it is difficult to maintain continuity in the management of the club making oversights quite possible. I have begun developing procedures for all positions on committee so new appointments have a guideline to follow when they start.

Rodney Topor and I have been discussing the possibility of having a business analysis of the club's management processes undertaken. Through Rodney's associations at Griffith University we have managed to identify a project that will be undertaken by two students from Griffith, Yunzhe Jiang and Maher Alakash, better known as Ted and Jack.

I am hopeful this exercise will leave us with some effective documentation and guidance on how the club can manage its operations. If at any stage either Ted or Jack approaches you asking for information of any kind about the club please extend to them your courteous cooperation.

I am writing this early in March as I am about to take off for New Zealand. It is quite a busy time and not the best time to desert my post but who can pass up the chance for a good holiday? I will be back in mid April and soon after will be heading to Emerald for the 2018 PSQ Convention. I hope to see you there.

Other issues I would like to mention are:

Judging of Images

There has been some comment recently about some judging decisions and statements by judges both on the club Facebook page and to me personally. We all should keep in mind that when a judge grades an image it is purely that judge's opinion. Another judge may well see the image differently.

I have a recent example of this. An image of mine was awarded a credit in the open PDI category a few months back. I believed it was worthy of a higher grading so had the image printed and entered it again. This time the judge awarded an honour. However this does not mean the first judge was wrong and the second right even if I was happier with the second judge's decision. A third judge may well agree with the first.

One of the issues experienced by all judges is adapting to the way in which a club conducts its competitions. Some clubs have a comparative system either requiring the judge to award first, second and third or by asking the judge to award points out of 10 or 15 for all images. These are obviously quite different from the merit based system we have at MGPS.

President's Message continued

The information we provide to each judge to help them understand our system is:
"Our awards are based on a merit system as distinct from allocation of points or direct competition between images".

Award entries as:

Acceptance - *an image with some obvious issues that the author should be informed about*

Credit - *Reasonable entry of average standard showing some photographic skill and story telling*

Merit - *Good entry showing good photographic skill that clearly relates a story or emotion*

Honour - *An image of high quality – which clearly has some or all of the following qualities*

- *impact,*
- *tells a story &/or relates an emotion,*
- *is of good composition*
- *displays advanced photographic technique*
- *is original*

*There are no "Non-Acceptances" although we do allow for an **Out of Category** ruling by the Judge where the Set Subject definition has not been met.*

As a guide if you have a lot of poor (or exceptional) images each of which would receive an acceptance (or honour) if it were the only image then all images qualify as acceptances (or honours).

When awarding Images in the Set Subject please take into account the definition of the set subject."

Field Trips

You well know my belief in field trips as a valuable club activity. This was excellently demonstrated on Sunday 4th March when around thirty members participated in a macro shoot at Mt Coot-tha Botanical Gardens. Interest in macro was evident by the large number present with specialised equipment. Their expertise is well reflected by the quality of the images posted on the club Face Book page after the event. I extend our thanks to Kevin Russell for willingly sharing his knowledge in trying conditions on what became a hotter and hotter morning.

Thanks also to Priscilla for organising the field trip.

Next venture into the field is focusing on landscape/seascape. Host John Doody has selected Beachmere for the event which is on Saturday 21 April. John's landscape and seascape images speak for themselves. His willingness to share his knowledge and expertise ensures you an excellent opportunity to upgrade your skills in this, one of the most basic but demanding photographic genres.

Looking further ahead plans are in place for a trip to Bunya Mountains for a 'dark moon' weekend on 10-12 August. The objective is to get the best conditions possible to photograph the Milky Way, dark moon indicating minimum moonlight at that time. Bunya is also a great place for nature and macro photography. Accommodation at Bunya can look expensive but six or eight sharing a bungalow can reduce the cost to a reasonable \$30-40 a night. Get a group together or nominate your interest in sharing on our FB page. Of course there is also the potential to utilise your motorhome or tent!

You will find further details on these events elsewhere in this newsletter.

2019 PSQ Convention


MGPS is hosting the PSQ convention next year. Committee is busily searching for a suitable venue and we are in the throes of putting together an organising committee. I am looking for volunteers to assist. I much prefer the voluntary method to employing the army method. All positions are currently available. We will need people to take the positions of Conference Convenor, Treasurer, Speaker's Program, Workshops, Venue Management and Social, PSQ Liaison and, depending on the venue, Catering. Please notify me or Secretary Suzanne if you are willing to add your name to the assistants list. We will form the committee later in April after I return from my NZ sojourn. I would like to have it in place before this year's convention in Emerald on 5-7 May.

As always, enjoy your photography and keep looking for those winning images.

Hector



Photographer Profile – Nadia Filiaggi



BACKGROUND INFO

During my working life I had my own Fashion Retail stores in Brisbane and carried my own designs. It was an extremely fast paced life but very exciting and great fun. I used to organise fashion parades, worked on getting models ready for my instore posters and collaborated on images for advertising. One really had to focus on colours, lines, shapes and lighting, which is now helping me with my Photography.

Q. What led you to photography?

I stumbled into photography because my partner was doing a photo tour in late 2016 and I did not want to miss out on a trip, so I tagged along, using his old camera - by the end of the tour I was hooked. Now I am a bit obsessed with it, which is odd because I never really had my own camera, I always left the photo taking to my partner.



'Steps', taken on Rajasthan Tour



'Camels at Dawn', taken on the Nathan Horton Photography Tour - Rajasthan India

It is a wonderful hobby for me as I enjoy incorporating travel with it. I have been fortunate enough to do a Photo Travel tour with Nathan Horton through India and I have just recently returned from a Landscape Photo workshop with Adam Monk and Paul Hoelen in the remote regions of north-west Tasmania..

Q. What was your first camera and what do you use now?

I did receive a Canon G11 about 15 years ago but it wasn't till iPhones and iPads came out that I really started taking images – and then it was usually just of my fashion stores. I now have a Canon 5D Mark 111 and I am still trying to work out all the features (I hate reading manuals!)

Q. Have you got a specific style of photography that you prefer? What do you love about it?

I really love all styles of photography – I see beauty in all forms – a good image is a good image no matter the style or subject.



'Sarah Anne Rocks' taken on the Adam Monk Photography Tour



'Edge of the World', taken on Adam Monk Photography Tour

Q. Which photographers inspire you?

I do not have a favourite photographer or an image that I love - but give me a Louis Vuitton magazine ad and I drool - the glints of highlights, the flow of fabric and the fine details- wow!

Q. What does the future hold for your photography?


I did a Photo Tour with Julie Geldard through Sri Lanka in February 2017 where I was lucky enough to meet some great photographers who told me to join APS and encouraged me to try for AAPS honours ... will keep you posted.

Q. What tips can you offer other photographers?

My advice to other beginners - put your entries in every month at MGPS (both Print and Digital) because the judge's feedback is invaluable. Join APS and start entering National and even International competitions - it's not just for the A's and A Gold - go for it - you could be on your way to gaining an APS honour!



'Rainbow Bee-eater, taken on the banks of the Brisbane River



'Group Hug' taken on a recent trip to Japan (Snow Monkeys)

What's On At the Club



- ❖ 11 April 2018 – GUEST SPEAKER -
Gary Cranitch
Topic – to be confirmed
- ❖ 25 April 2018 – COMPETITION JUDGING NIGHT
Subject – Nature
- ❖ 9 May 2018 – GUEST SPEAKER –
Richard O’Leary
Topic – Event Photography
- ❖ 23 May 2018 – COMPETITION JUDGING NIGHT
Subject - Scapes

Our April 11th Club presentation is by Gary Cranitch, the man who captures Queensland's creatures great and small. Gary has been the photographer at the Queensland Museum for more than 34 years.



Meet the man who travels across Queensland to photograph the wonders of the outback as well as the deep, dark depths of the Great Barrier Reef.

- ❖ 13 June 2018 – GUEST SPEAKER
Ozlight Portraiture Session
More details coming soon.
- ❖ 27 June 2018 - COMPETITION JUDGING NIGHT
Subject – Repeating Shapes

Dark Moon Weekend

Bunya Mountains

10-12 August

For Astro and wildlife photography

Talk to friends and family and book your accommodation soon

Hire a house

<http://bunyamountains.com.au/accommodation-search/>

or camping in the National Park

https://findapark.npsr.qld.gov.au/parks/bunya-mountains?_ga=2.69862672.1407010556.1520226042-527451715.1517299323

more info to follow closer to the date



Mt Gravatt Show Photography Competition and Exhibition 28th & 29th July 2018

Closing date for entries: July 18th 2018

Judging date: July 26th 2018

Exhibition date: 28th & 29th July 2018

Collect entries: 1st or 2nd August 2018

Sections: Print Entries Only

- Monochrome Prints
- Colour Prints
- Creative
- Nature
- Novice/Open (Mounted)
- Students Class A: Grades 1 - 6
- Students Class B: Grades 7 - 10

Full information and entry forms are available
on the website:

<http://www.mtgravattshow.com.au/pdf/Photography%202018.pdf>

Competition Results

February 2018 Competition Results

Subject: Industrial

Judged by: Ben Stoffl

A Gold Grade Prints	YTD	A Gold Grade Digital	YTD
Jan Sharples	96	Sandra Anderson	105
Clive Hammond	84	Clive Hammond	90
Ron Sharples	72	John Doody	87
A Grade Prints	YTD	A Grade Digital	YTD
Eligia Sword	126	Gary Silk	117
Hector Beveridge	117	Ian Sweetman	96
Lehka Suraweera	87	Eligia Sword	93
AB Grade Prints	YTD	AB Grade Digital	YTD
Nadia Filiaggi	135	Nadia Filiaggi	132
Swarna Wijesekera	93	Ajantha Vithanage	108
Caroline Marshall	69	Theo Haaima	108
		Cheryl Zwart	84
B Grade Prints	YTD	B Grade Digital	YTD
No Entries		Russell Dickson	69
		Lee Dixon	60
		Robert McFarlane	33

HONOUR AWARDS		FEBRUARY 2018	
Clive Hammond	A Gold	Liann Haaima	AB
Jan Sharples	A Gold	Nadia Filiaggi (2)	AB
		Gary (Rick) O'Shea	AB
Eligia Sword	A		
Hector Beveridge	A		
Lakha Suraweera	A	Russell Dickson	B
Bruce Martin	A		

March 2018 Competition Results

Subject: Iconic Australia

Judged by: Noel Clark

A Gold Grade Prints	YTD	A Gold Grade Digital	YTD
Jan Sharples	111	Sandra Anderson	126
Clive Hammond	102	Lesley Clark	108
Ron Sharples	90	Clive Hammond	105
A Grade Prints	YTD	A Grade Digital	YTD
Eligia Sword	150	Gary Silk	135
Hector Beveridge	132	Ian Sweetman	117
Lehka Suraweera	99	Eligia Sword	117
		Sam Fernando	108
AB Grade Prints	YTD	AB Grade Digital	YTD
Nadia Filiaggi	159	Nadia Filiaggi	156
Swarna Wijesekera	111	Theo Haaima	126
Caroline Marshall	87	Liann Haaima	99
		Cheryl Zwart	99
B Grade Prints	YTD	B Grade Digital	YTD
No Entries		Russell Dickson	93
		Lee Dixon	78
		Robert McFarlane	54

HONOUR AWARDS		MARCH 2018	
Lesley Clark (2)	A Gold	Gary (Rick) O'Shea	AB
Sandra Anderson	A Gold	Kevin Dixon	AB
Clive Hammond	A Gold	Susan Chisholm	AB
		Nadia Filiaggi (4)	AB
Ann Smallgange (2)	A	Liann Haaima (4)	AB
Eligia Sword (4)	A		
Sam Fernando	A		
Cheryl Profke	A		
Ian Sweetman	A	Robert McFarlane	B
Bob Garnett	A	Kurt Wieprecht	B
Ian Henderson	A	Russell Dickson (2)	B
Janet Aldridge	A		
Gary Silk	A		

2018 Monthly Club Competition Subjects

Nature	28 th March	28 th March	25 th April	1 Set 1 Open	<p>Nature photography to depict all branches of natural history. Human elements shall not be present, except where those human elements are integral parts of the nature story such as nature subjects, like barn owls or storks, adapted to an environment modified by humans, or where those human elements are in situations depicting natural forces like hurricanes or tidal waves. Scientific bands, scientific tags or radio collars on wild animals are permissible. Photographs of human-created hybrid plants, cultivated plants, feral animals, domestic animals, or mounted specimens are ineligible, as is any form of manipulation that alters the truth of the photographic statement.</p> <p>No techniques that add, relocate, replace, or remove pictorial elements except by cropping are permitted. Techniques that enhance the presentation of the photograph without changing the nature story or the pictorial content, or without altering the content of the original scene are permitted, including HDR, focus stacking and dodging/burning. Techniques that remove elements added by the camera, such as dust spots, digital noise, and film scratches, are allowed.</p> <p>Stitched images are not permitted. All allowed adjustments must appear natural. Colour images can be converted to grey-scale monochrome.</p>
Scapes	25 th April	25 th April	23 rd May	1 Set 1 Open	<p>Landscape A landscape is a picture of natural inland scenery. It may include houses, other evidence of man, people, animals and even part of the sea provided that none of these dominate the picture.</p> <p>Seascape A seascape is a photograph of natural coastal scenery, a wave study or a picture of the open sea. People, boats and items related to these may be present as incidental items in the picture. Large salt water inlets are eligible but inland waters are excluded.</p> <p>Urban/City/Other The choice of subject matter can vary to offer other variety of "scapes" but it will be up to the maker to ensure that the result is apparent to the viewer - i.e. the impact of the image will come from the subject matter chosen. A "cityscape" or "urban landscape" subject will be identifiable to the viewer</p>
Repeating Shapes	23 rd May	23 rd May	27 th June	1 Set 1 Open	An image where a series of the same or similar element are repeated in such a way as to add strength to the overall image

2018 Monthly Club Competition Subjects

Portrait	27 th June	27 th June	25 th July	1 Set 1 Open	A photograph of a person or persons that may range from a head study to a full body length. This section includes candid photographs and formal portraits. Ensure the person/s is the main focal point in the picture. Must be a live human being (manikins, statues, ornaments will not be accepted). Tip 1: When doing a head shot, place your focus point on the eye/s to ensure the eye/s is sharp. Tip 2: Don't fake/Photoshop a 'blurred' background, use this opportunity to learn how to create a pleasing depth of field by experimenting with the aperture. Tip 3: ENSURE the person is the focal point of the image - i.e., People walking on the beach are NOT a good candidate for the topic of Portrait/people. You want to get up close and personal.
Event Photography	25 th July	25 th July	22 nd August	1 Set 1 Open	A photograph taken at any event eg concert, birthday party, wedding, Capture a picture of an event
Creative	22 nd August	22 nd August	26 th Sept	1 Set 1 Open	A photo which displays a novel effect because of an unusual combination of objects and/or unusual point of view. Photos can be modified before or after exposure by using experimental techniques. Digital manipulation may be used providing the original photo was taken by the entrant and manipulation is performed by the entrant. All elements must be the work of the entrant.
Abandoned	26 th Sept	26 th Sept	24 th Oct	1 Set 1 Open	An image that shows/depicts forsaken by owner or inhabitants. Displays deserted, derelict, uninhabited
Doors/Doorways	24 th Oct	24 th Oct	28 th Nov	1 Set 1 Open	Shows Architectural, art, imaginative styles of doors/doorways.
Annual	14 th NOV	14 th Nov	Sat 1 st Dec		Refer to Member Handbook, Trophies are awarded at the Christmas Party
Open	28 th Nov	28 th Nov	23 rd Jan 2019	2 Open	Any subject that is treated pictorially, embodying the elements of good design, arrangement or composition, which reflects the personal interpretation of the photographer

Information on how to submit your digital images can be found here:
<https://mgps.org.au/images/Digital%20entry%20submissions%20form%20Sept%202017.pdf>

Information on how to submit your print images can be found here:
<https://www.mgps.org.au/index.php/about/members-handbook>
 See page 17 for how to create a reusable matboard for your print entries.

INSPIRATION



INSPIRATION FOR MONTHLY CLUB COMPETITIONS

MAY: SCAPES – Submit your entries by 25TH April 2018.

<https://digital-photography-school.com/find-best-possible-time-shoot-cityscapes-blue-hour/>

<https://digital-photography-school.com/4-tips-for-capturing-beautiful-seascapes/>

JUNE: REPEATING SHAPES – Submit your entries by 23rd May 2018.

<https://digital-photography-school.com/use-rhythm-pattern-create-stronger-compositions/>

JULY: PORTRAIT – Submit your entries by 27th June 2018.

<https://digital-photography-school.com/tips-posing-people-outdoor-portraits/>

OR BROWSE ANY OF THE PHOTO STOCK AGENCIES LISTED.

www.istockphoto.com

www.dreamstime.com

www.shutterstock.com

www.gettyimages.com.au

www.123rf.com

www.fotolia.com

USEFUL STUFF

For anyone looking to improve their photography with some free tips and tutorials, the following websites have a wealth of information. Some also have a free newsletter that you can sign up for, if you wish.

DPS (Digital Photography School) www.digital-photography-school.com

Cambridge in Colour www.cambridgeincolour.com

Digital Photo Mentor www.digitalphotomentor.com

Best Photo Lessons www.bestphotolessons.com

Digital Camera World www.digitalcameraworld.com

Australian Photography Magazine www.australianphotography.com

Peta Pixel <http://petapixel.com/2014/07/03/best-free-online-photography-courses-tutorials/>

Steve Parish Nature Connect Blog <https://www.steveparish-natureconnect.com.au/steves-blog/page/3/>

Check out the Camera Pro blog page for lots of helpful tips tutorials and inspiration. <http://blog.camerapro.com.au/>

MEETUP GROUPS

Meetup Groups are free to join and usually there is no cost to attend. Lisa Kurtz recently organised a meetup at the Queensland Art Gallery where we had coffee then walked through the art gallery discussing the art, techniques and impacts and applied those concepts to taking our own photos outside. This session was free though there are other sessions involving tuition which have a fee. They are an excellent way to broaden your horizons. Margaret Yeo.

Landscape group:

<https://www.meetup.com/Queensland-Landscape-Photographers/events/242078842/>

A group focusing on bugs and other macro photography, usually held at the Mt Cootha Botanical Gardens,

https://www.meetup.com/Brisbane-Bug-Snappers/events/241062080/?rv=md1&af=event&af_eid=241062080&https=on

An artistic photography group with Lisa Kurtz' company Fotografica as the organiser for the group,

<https://www.meetup.com/brisbane-arty-photographers-meetup/photos/28019787/462972875/>

INSPIRATION

MORE USEFUL STUFF.....by Nadia Filiaggi

COURSES AVAILABLE

There are some wonderful resources available to inspire and help with improving your photography skills. Here are some of my favourites.

U3A University for the Third Age

(for over 55's)

U3A is a great resource available for just \$40 membership per annum. Courses, given by retired University lecturers and professional teachers cover topics such as Photography, Photoshop, Languages, Painting, Current Affairs, Computers, Publishing, Science, History too many to mention.

Most courses are free, however some ask for \$5 per lesson to help cover the cost of hiring the room. Lessons are conducted either in the city, 97 Creek St or at 232 Adelaide St, along with six districts which cover all of Brisbane and Logan City. Courses in the districts are held in public Libraries.

There are beginner's Photoshop courses starting next term – 10 weeks for \$50. One course is on Monday mornings in the city from 9:00 to 10:30 am, and the Second Beginner's course is on Wednesday mornings, again in the city from 9:00 to 10:30 am. There are other Photoshop courses - Photoshop Advanced, Photoshop CC/CS, Photoshop Workshops – if the courses are conducted at a Library the cost of the course is cheaper than the courses in the city and some are even free.

You will find that Term 1 is all full – but you just need to email the instructor and ask if you can have your name put down for the next Term. You can enrol yourself on-line but these courses fill up within a few days of being released and it would be safer to have your name down early. The instructor's names and email addresses are on the website.

Visit www.u3abrisbane.org.au

Lynda.com

Is an online facility that offers 1000's of courses – for Photography, Photoshop, Advertising, Music and so much more.

The wonderful news is that if you are a member of the Queensland State Library (membership is free) you can then use the Lynda.com facilities for free. Joining the State Library can be done on-line.

Make sure you access Lynda.com from the Qld State Library Webpage.

Here are some instructions on how to access the Lynda.com page via the State Library Webpage:

- Go to the home page of State Library of Qld www.slq.qld.gov.au
- Scroll down to the very bottom of this page and on the far left hand side under Search - 5th item down - click on eresources - it is in a dark grey area.
- That will bring you to a page where you will find a box for Lynda.com (there are 7 boxes - Lynda.com is in the first row in the middle) Click on it
- Now click on the highlighted - State Library's Lynda.com login - it is in the 4th paragraph.
- When you click on that link (State Library's Lynda.com login) - it will take you to where you can either login to the Lynda.com website (via state library) as a regular user or you click on 'New to Lynda – Register Here'
- Click on 'Register Here' - to create your profile - then you are set to go.

External Competitions to Enter Closing during April, May & June

Gems of the Outback Photography Competition & Exhibition 2018
Entries close 20th April.

<https://www.facebook.com/emeraldphotographicclub/>

45th Warragul National Photographic Exhibition 2018
Sydney Harbour International 2018
APS AV Autumn National 2018
APSCON Image Competition 2017

Closing during May
Adelaide AV National 2018
Vigex 2nd International Digital Salon 2018
Grenfell Henry Lawson Festival of Arts Photography Exhibition

Heritage Bank 30th Annual Photographic Awards
\$8,000 worth of prizes to be won over three categories
Entries Open 1st May
Entries Close: 29th June
Winners Announced: 19th September

More Information at www.heritage.com.au/photocomp

<https://www.a-p-s.org.au/index.php/competitions>

HELPING AT MEETINGS

If you can arrive early and help by setting up chairs, print stands, screen or tables please do so.

Staying after the end of the meeting to put various equipment items and chairs away is another way to help.

If you see a visitor or new member: make their visit comfortable. Chat and welcome them. This is what the club is about – helping and encouraging people on their journey of photography.

REMEMBER: A club doesn't run by itself.

CONSIDERATION:

Please remember that audible conversation during a judging or other presentation is both distracting to the audience and discourteous to the presenter. If you notice the President about to speak, ask your neighbours to please be quiet.

PARKING:

Please note that the parking space closest to the back door of the hall is reserved for our guest speakers and judges, who may need to unload gear from their vehicle. Please ensure that you are not blocking other vehicles if you are parked in Mountain Street or in the laneway. Please **DO NOT** park in the driveway between buildings, as this blocks others who may need to leave early.

A Guide to entering National and International Photo Competitions - Part 1 by Cheryl Profke

AS A CLUB MGPS SEEKS TO ENCOURAGE MEMBERS NOT ONLY TO PARTICIPATE IN THE MONTHLY CLUB COMPETITIONS, BUT ALSO TO PROVIDE INFORMATION FOR THOSE WHO WANT TO TAKE THE NEXT STEP IN THEIR PHOTOGRAPHY JOURNEY BY ENTERING NATIONAL AND INTERNATIONAL COMPETITIONS, AND OBTAINING PHOTOGRAPHIC HONOURS. HERE ARE SOME TIPS TO GET YOU STARTED:

You may wish to simply share your images on social media sites and special interest groups such as Flickr, 500px, Behance or Viewbug to gain feedback from others.

If you want to test out your images and gain some more specific feedback from qualified judges, you may wish to start by entering Australian-based competitions, such as:

- PSQ Salon of Excellence
- Digital competitions run by APS (Australian Photographic Society)
- Maitland Competition
- Redlands International
- Sydney Harbour International.

Information on competitions closing over the next few months can be found on the APS website at: <https://www.a-p-s.org.au/index.php/competitions>
There will be some that you must be a member of APS in order to enter, and some that are free to enter for APS members.

The above website is a good starting point for information on upcoming competitions, but that is not all you will need to consider.

If you are going to take the plunge and start entering some of these competitions, here are some tips from MGPS members, for the important points to bear in mind:

- You will need some images that you feel will be good enough to meet the standards for entering these competitions. If you have images that have won a Merit or Honour at club level, that is a great starting point;
- The title you give your image is very important. Once selected, it must not change. This will help you to not only keep track of how many acceptances or awards that the image has won, but it also ensures that you do not inadvertently enter the same image into the same competition next year.

This is a universal rule:- once your image has won an award or acceptance into these types of competitions, you are not permitted to enter the same image into the same competition the following year. Some have a further restriction with not being permitted to enter a similar competition, such as the various APS Digital Competitions that are run throughout the year.

- It's also really important that you keep accurate records of the entries and results, so that you can ensure you will not be in breach of the competition rules;
- Always read through both the Competition Rules in full, as well as the definitions for each category, particularly nature, as these can have quite strict guidelines to follow;
- Last, but by no means least, is to ensure that you follow the competition rules in relation to sizing of your images; naming of digital files; and matting requirements for print entries. Nothing would be worse than putting in all that effort only to have the image rejected due to a sizing error.

For more information, check out the following websites for details of upcoming competitions:

<https://www.a-p-s.org.au/index.php/competitions>
<https://psa-photo.org/index.php?exhibitions-current-exhibition-list>
www.fiap.net/patronages

Re-usable Matboard Frame for competition print entries


FOR THOSE WHO MISSED THE PRESENTATION OF HOW TO MAKE A RE-USABLE FRAME FOR YOUR PRINT ENTRIES FOR MONTHLY CLUB COMPETITIONS, HERE IS A QUICK GUIDE:

You'll need a backing board and matboard frame of matching size, some packaging tape and/or cloth tape and some 'Micropore' which is available from chemists or Priceline stores.




STEP 1

Line up the edges of your matboard and frame and hinge them with either a strip of packaging or cloth tape down one side on what will become the inside of the frame.



STEP 2

Create a frame of packaging tape on the backing board as shown in the photos. Your print can then be attached to either the packaging tape or the back of the cardboard frame using Micropore. Or attach your photo directly to the front the matboard if you prefer.



When submitting your entries, please ensure that there is **NO** tape on any external edge of the frame. We have had some entries damaged by tape from other people's frames. **Your entries may be rejected if this occurs.**

STEP 3

Make some loops of Micropore to seal the frame shut at each corner.

This makes the board easily re-usable as the Micropore pulls away without damaging either the matboard or your photo.

As all the tape is contained within the inside of the frame, it also means that **YOUR FRAME CAN'T DAMAGE ANYONE ELSE'S PRINTS.**





APSCON 2018



The convention of the Australian Photographic Society. <https://www.a-p-s.org.au>

Photographic Art – a new concept?

11-09-18 to 16-09-18

THE ARTS CENTRE, Gold Coast, 135 Bundall Road, Surfers Paradise. 4217

- Photographic Partner..... **Camera Pro**
- Tours.....**O'Reilly's Rain Forest Retreat**
 - Mount Tambourine**
 - Stradbroke Island**
 - Outback Spectacular (Dinner)**
- Local Excursions:..... **Surfers Paradise, Coombabah Lakelands**
- Triptych Print Exhibition..... **Open (Story Telling)**
- Community Talks:**Phone Photography**
- Print Exhibition:.....**Prints from Australia and overseas**
- Presentations.....**See Side Panel**
- Dinners:
 - 1. Welcome Dinner**
 - 2. PSQ/APS dinner**
 - 3. Formal Dinner**

PRESENTERS:

Sebastian Michaels
(USA): "Living the Photo Artistic Life"
- by Live Internet Connection

Rod Morris (NZ)
"Nature Photography"

Dr. Rochelle Steven
(Gold Coast) "Bird Life on the Gold Coast"

Dr. Greg McMillan
(Gold Coast): Starting up your own Photographic Business"

Robert Dettman:
(South Australia) "Art in Architecture"

Damian Caniglia
(Brisbane) "Travel Photography"

Julie Powell:
(Melbourne)
(Conceptual Art Photography

Emeritus Professor Ken Collerson
(Brisbane) "Polarised Light Microscopy: Rock Art"

Lisa Kurtz (Brisbane)
"Street Photography" and "Conceptual Art Photography"

Tina Dial: (Brisbane)
Action and Animal Photography

Information Correct in September 2017)

Bookings now open
<http://www.psq.org.au/convention.html>

PHOTOGRAPHIC SOCIETY OF QUEENSLAND

2018 CONVENTION 5-7 May

GEMS OF THE OUTBACK: PSQ EMERALD
Proudly presented by Emerald Photographic Club
Keynote Speaker - STEVE PARISH!!! YAY!!!



For more information email [emeraldpsq2018\(at\)gmail.com](mailto:emeraldpsq2018(at)gmail.com)

<https://www.emeraldphotographicclub.org>

To me, photography is an art of observation. It's about finding something interesting in an ordinary place... I've found it has little to do with the things you see and everything to do with the way you see them.

- Elliott Erwitt -



PROFILES NEEDED

We still need profiles – this is your opportunity to introduce yourself to other members and feature some of your best shots.

Profile Questions

Firstly a little bit about you and your Background.

1. What led you to photography?
2. What was your first camera and what are you using now?
3. Do you have a specific style of photography that you prefer? What do you love about it?
4. Which photographers inspire you?
5. Where do you go from here?
6. What tips can you offer other photographers?

If you could also provide me with about five of your favourite pics that you would like to showcase and a profile pic of yourself, that would be great! Thanks.

Contact Cheryl Profke at newsletter@mgps.org.au

Going to be away on a judging night?

You can submit early entries!

Contact:- Sue Gordon

sueanddennisgordon@yahoo.com.au

for Print entries,
and Tony White digitalcomp@mgps.org.au
for Digital entries.

Missing your name tag?

If you have recently joined the club and you have not received your Member's Handbook and name tag, please see Lekha Suraweera at the registration desk.

Have you won an Award?

If you have won an award outside the club please send your results to Michael Mitchell Records@mgps.org.au for registration so that your points can be entered to your file. ASAP. The club offers Bronze, Silver and Gold Awards. Full Details are in The Blue Book.



Get involved!

Please consider helping in some way to keep **YOUR** club running smoothly.
Just speak to a committee member at the next meeting.

Camera Gear For Sale

Fujifilm camera; 18-55 mm lens; protective filter and battery. As new condition. See original invoice below. Will sell for \$1,250.00.



Contact:
Sue Robson
0403 557 075

Considering entering national or international competitions? More info on APS website: www.a-p-s.org.au

INSTRUCTIONS FOR COMPLETION OF ACCEPTANCE LIST

Approvals: Acceptances in an Australian National Exhibition approved by APS are claimable for LAPS and AAPS. Acceptances in an International Exhibition approved by APS, FIAP, RPS, PSNZ, UPI or a Section of the Exhibition approved by PSA are claimable for LAPS, AAPS and FAPS.

LAPS: 50 acceptances are required including 10 acceptances from National or APS Approved International Australian exhibitions. No more than 15 acceptances can be claimed from any one country other than Australia which is unlimited. No awards are required.

AAPS: 100 acceptances are required including 20 acceptances from National or APS Approved International Australian exhibitions and may include those gained for LAPS. No more than 25 acceptances can be claimed from any one country other than Australia which is unlimited. 20 titles must have 2 or more acceptances. 5 different images must receive awards. No more than 2 awards are claimable from any one country other than Australia which is unlimited.

FAPS: 200 acceptances are required, all from International Exhibitions including 10 acceptances from APS Approved International Australian exhibitions and may include the acceptances gained in International Exhibitions for LAPS or AAPS. No more than 25 acceptances can be claimed from any one country other than Australia which is unlimited. 40 titles must have 2 or more acceptances. 10 different images must receive awards from 5 different countries.

Titles: List the titles of the claimable acceptances for the Honour currently being sought including those previously used for LAPS and/or AAPS if claimable. Do not list more than 20 additional acceptances beyond the requirement for the Honour currently being sought, ie. list a maximum of 70 acceptances for LAPS; 120 acceptances for AAPS; or 220 acceptances for FAPS. Each acceptance must be completed in full and detailed on one line only. Do not leave blank lines between acceptances. List all acceptances by their Original Title followed by their Other Title where applicable—ie. Original Title : Other Title.

Exhibition: The Exhibition name may be abbreviated, eg. 'Sydney International' for the 'Sydney International Exhibition of Photography'.

Year: List the Year of the Exhibition by the closing date of the Exhibition, eg. 2013.

Country: List the Country conducting the Exhibition, eg. Australia. For a Circuit which includes more than one country, specify the country which is conducting the Exhibition within the Circuit. For Circuits or Exhibitions in the United Kingdom, specify the country as England, Scotland, Wales or Northern Ireland according to where the Exhibition is being conducted—these locations will be accepted as separate countries for the country limit.

Approval: List one form of Approval for the exhibition, eg. APS 2014/01; FIAP 2014/002; PSA ND, etc.

Awards: Awards are defined as 1st, 2nd, and 3rd placings, Trophies, Medals, Diplomas, Judge's Choice, Honourable Mentions, Certificates of Merit, or Highly Commended. List any Award obtained for the acceptance, eg. APS Gold Medal.

Country Acceptance No.: For each country, number each acceptance in the same country with a consecutive number noting the minimum number of Australian acceptances required and the other country limits applicable to each Honour set out above. Do not claim acceptances exceeding the country limits.

Claimable Award: If the Award is claimable for the Honour being sought indicate Y for Yes. If it is not claimable because it exceeds the country limit on Awards indicate N for No.

Multiple Title No.: Each title which receives a second acceptance becomes a 'Multiple Title' set. Number the first 2 acceptances of each Multiple Title set with a consecutive Multiple Title No., eg. the first and second acceptances of title 'Blue' are numbered '1'; the first and second acceptances of title 'Red' are numbered '2'; the first and second acceptances of title 'Yellow' are numbered '3', etc. You must have 20 Multiple Titles sets for AAPS and 40 Multiple Title sets for FAPS.

Catalogue Type: Specify the type of catalogue, **P** for a printed catalogue; **CD** for a CD or DVD catalogue; or **W** for a web (online) catalogue.

VO: This column is for the Verifying Officer's initials. **The VO and the applicant must also sign the front page of the application.**