



AGM Report

Twenty-eight financial members attended the Annual General Meeting which was held on 19 September at St Bartholomew's Church Hall, corner of Logan Rd and Mountain St, Mount Gravatt.

After a report from outgoing President Paul Thomas awards for 2024-25 Club Competition were made (see further below for details of recipients of the awards) and handed out by Paul.

Gwenda Kruger submitted a Financial Report after which the election of the Management Committee for 2025-26 was carried out. The members listed in the table below were elected to the positions listed alongside. The elected members were congratulated on their election by applause from members attending the AGM.

President	Suzanne Edgeworth
Vice President	Joshua Morrison-Francis
Secretary	Gavin Carter
Treasurer	Gwenda Kruger
Records Officer	Michael Mitchell
Activity Officer	Doug Patterson
Competitions Office	Ann Smallegange
Newsletter Editor	Paul MacKay
Committee Member	Margaret Kemmery

Prior to the election Paul Mackay, Newsletter Editor, had issued a letter of thanks to President Paul Thomas which read as follows:

Thanks to Paul Thomas

Last year, MGPS faced a dilemma when no one at the AGM was prepared to volunteer to be President. This threatened the very existence of our club. Fortunately, an unlikely person stepped up. Paul Thomas, who was visiting the club as an observer, volunteered for the role and joined the club to become eligible.

Since then, Paul has attended many club events and made a real effort to understand the workings of a photography club. He has offered many interesting suggestions at management meetings. Sadly, ill health prevents Paul from continuing in the role.

I'm sure I am writing on behalf of all club members to thank Paul Thomas for his service and wishing him the very best for in his recovery. We hope to see Paul at future club meetings. *Paul Mackay*

INSIDE

AGM Report	1
Awards for 2024-25 Club Competition	2
Know Your Photographer	4
October Photo Shoot	4
Sandy Camp Photo Shoot Report	5
Honours from August	6
October 8 Club Meeting	7

September Club Competition Results	8
Joining the Management Com Meeting	9
Executive Committee & Officers	10
Club & National Competition Schedule	11
Advice on entering Prints	15

FROM THE ACTING EDITOR



Your regular Editor Paul is away and I am filling in as Acting Editor for September. Paul very kindly prepared the newsletter as much as possible making my task easier to perform. I thank all those who made my task even easier by sending me their contributions on time.

I draw your attention to the message from Incoming President Suzanne who writes further below "I will be looking for support". We are a club run by volunteers and I do hope we will respond positively to requests from the President.

The Acting Editor for October will be Susan Chisholm.

Please send ideas or contributions for the newsletter to **the editor's email**. newsletter@mgps.org.au

Acting Editor Bhaskar Desha

Awards for 2024-2025 Club Competition

AB Grade Prints		
	1 st place	Christine Jull
	2 nd place	Robert Vallance
	3 rd place	Janet Richardson
A Grade Prints		
	1 st place	Paul Mackay
	2 nd place	Rose Parr
	3 rd place	Bob Garnett
AB Grade Digital		
	1 st place	Bhaskar Desha
	2 nd place	John Langer
	3 rd place	Margareta Dewilde
A Grade Digital		
	1 st place	Ian Sweetman
	2 nd place	Hazel Sempf
	3 rd place	Jeffery Mott

Hearty congratulations to Suzanne Edgeworth who has been awarded life membership of MGPS.

The Aims of Mount Gravatt Photographic Society:

- To foster a love of the art of photography amongst its members and in the community
- To assist members with problems appertaining to photography
- To achieve a more fruitful alliance between the beginner and the experienced photographer
- To present lectures on photography for beginners
- To arrange competitions both within the Society and with other bodies from time to time

Introducing President and Vice-President

Introducing Suzanne who has been elected as President



My name is Suzanne Edgeworth, and I am excited to now be in the role of President of Mt Gravatt Photographic Society.

I have been a member since 2010.

I have previously held the positions of President, Vice President, Secretary, Competition Officer and Activities Officer.

I have been the Interclub Competitions Officer since 2019

I am also the Co-Ordinator for the Photography Competition at the Mt Gravatt Show, and organizer for the exhibitions at the libraries.

After much consideration I have stepped down from some of the roles I perform in the background in the running of the club (I thank those who have agreed to take on some of those roles), and take on the role as President, my thoughts were, what I can and would like to do in the role of President.

I am hoping to introduce more opportunities to learn and improve the skills of photography and encourage members to participate in more activities which will give them more opportunities to interact with others in the club.

I believe we have a great club and can be an even better club in the future.

I will be asking for support from many of you to help this to happen, I have already had some offers from some of you which are appreciated.

We have a great Committee and so you will see a few changes filtering through in the future to make the club more interesting and inspiring for you to attend.

There is a survey coming out very soon, I encourage you all to fill it out and send it back so we can get some information to go forward with.

I look forward to being President and hope that if any of you have any suggestions or questions you will talk to me

Suzanne Edgeworth

Introducing Josh who has been elected as Vice-President



I am honoured to have been elected Vice President of the Mount Gravatt Photography Society. Photography has been a big part of my life for many years, and I am passionate about both the creative and community sides of the craft.

I am currently studying a Bachelor of Communication and Creative Industries, majoring in Commercial Photography. My work has given me the opportunity to photograph major dance festivals and fashion runway shows, as well as pursue my own portrait and creative projects through my business, Unseen Image Photography.

What excites me most about this role is the chance to support our members, encourage creativity, and help strengthen the welcoming and inclusive community that makes our society so special. I look forward to working with everyone and contributing to the ongoing growth of the club.

Joshua Morrison-Francis

Know your photographer

QUESTIONS FOR A PHOTOGRAPHER

Name: Doug Paterson



1. **Years behind the camera?** Two years
2. **Favourite Camera/s?** Two Nikon Z50II bodies (mirrorless, with APS-C sensors). Why? Easier to carry and move around than some of the larger models. Nikon's 20mp sensor produces great image quality whether in raw, JPEG or HEIF.
3. **Favourite Lens:** Nikon Z DX 18-140mm f/3.5-6.3 VR (compact 'superzoom' style, with stabilization, equivalent to 28-210mm approx). Why? It's versatile and packs 'small & light' - collapsing to 90mm in length and 73mm in diameter, weighing 316g - with good (but not superb) image quality. Makes a sound 'one lens' solution that is easy to carry on a Z50II body.
4. **Postprocessing Software preference?** Adobe Elements. Why? Lots of books, tutorials and other support for it. I was advised "don't start with Photoshop, it's very complicated and may put you off for life!"
5. **Main Photographic Interests?** Landscape, Architecture and Street
6. **What challenges you?** Applying basic concepts in practice and configuring my 2 cameras properly (Ugh, there are 200 menu items in the Z50II's hierarchy and a truly vast number of sub options!)
7. **What do you want to learn next?** To be able to use Adobe Elements properly.
8. **Show us your favourite image? What were your capture strategies?** To get up as close as possible! **What were your processing strategies?** To date, as newcomer/learner - "none" mostly in, or straight from, the camera.



October Photo Shoot

Date, Time Location	TBA
Details	Bruce MacDonald will advise shortly via emails and FaceBook.

Sandy Camp Wetlands Photo Shoot Report

Susan Chisholm reports: It was a beautiful spring morning when twelve MGPS members met up to explore and photograph Sandy Camp Wetlands. The weather stayed fine and the paperbark trees in the lagoons were a pretty sight. Bird photography is a challenge; not least finding them. But some good views were obtained of several species. Morning tea followed at the Rabbit Hole Café in Wynnum North. Below are a sample of photos taken by visiting members.



Margareta Dewilde



Janet Rowe




Susan Chisholm



John Langer



Bhaskar Desha



Jeffrey Mott



John Langer



Jeffrey Mott



Alan Wigginton



It's not all work and no coffee!

HONOURS FROM August (Still Life)

***After a long day* by Paul Mackay**

I don't particularly like still life as a subject. I could not get inspired by all the examples of fruit in a bowl that I saw on Pinterest. I decided one afternoon I had to do something and walked under the house and spotted the old paint tins.

I arranged them against an old canvas drop sheet and added a few brushes. On dusk, I positioned the camera on a tripod and used a strong light to set the manual focus. I then turned off the lights and used live view to take a series of images. While the shutter was open, I walked around the paint tins painting in the light with a torch muted with a white cloth. I wanted the light mainly from one side to create shadows, but I did paint some light in from all angles to expose some of the detail.

In processing in Photoshop, I darkened the bright brand names on the larger tins and converted to monochrome using Nik software.

OM1 MK II with 12-40 Zuiko Pro lens at 34 mm, ISO 200, f 8, 84 sec, live view mode.





Pelican Landing by Bhaskar Desha

I was lucky in July to spend a long weekend at Lake Weyba near Noosa in a holiday home which was located by the lake and close to a small rocky island where a group of pelicans had their home on the rocks.

I spent a lot of time observing the pelicans come and go, fly into the sunset and just float around, occasionally diving and coming up with their food. I had a long lens and was able to capture their activities, one of which involved two resident pelicans squawking at a new arrival attempting to land. That was the

shot that I entered into the competition.

I used my Nikon Z8 camera to capture the shot and a telephoto zoom lens.

Technical data: My camera was a Nikon mirrorless Z8 fitted with a 100-400 mm Nikon Z telephoto lens fitted with a polarising filter, handheld, ISO 3200, focal length 155 mm, manual mode f8 and 1/2000 sec.

Memories by Gwenda Kruger



This was quite a shock to get an Honour for this photo, let alone Print of the Night, as I have never done Still Life, nor did I have any idea of what to do. So, spare bedroom and tripod set up and heaven knows how many shots I took! Over the last year I have acquired a couple of old cameras and this is one of them, so a story evolved to do with photography. I had old slides in boxes from many years back and I had a book on Landscape Photography, so put them all together and took LOTS of shots and this is what I eventually settled with.

Capture - Nikon D780 at 58 mm, Manual,

Shutter 1/50, F4.5, ISO 800, Tripod, NO Flash.

Club Meeting 8 October

The speaker for October is Alan Edgecomb. He will be speaking about cameras and holding exhibitions.

Early advice: November's speaker will be Damien Bredberg.

Note: This is a reminder that the submissions for the Annual competition are due in the first meeting in November.

Results from September Competition: Sport

	PRINT COMPETITION judged by Paul Tilley			
Member name	Open Image	Set Image	Points	Points YTD
AB Grade Print				
Christine Jull	Acceptance	Honour	15	27
John Langer	Credit	Credit	12	39
Janet Richardson	Merit	Merit	18	36
A Grade Print				
Bob Garnett	Acceptance	Merit	12	42
Hector Beveridge	Honour	Honour	24	48
Dorothy Harkins	Acceptance	Acceptance	6	21
Lekha Suraweera	Credit	Credit	12	21
Suzanne Edgeworth	Credit	Merit	15	30
Paul MacKay	Merit	Credit	15	45
Susan Chisholm	Acceptance		3	21
Bruce McDonald		Acceptance	3	21
Alan Wigginton	Honour	Merit	21	21
Rose Parr	Merit	Honour ***	21	42
Joyce Metassa	Acceptance	Merit	12	30
Rosslyn Garnett	Credit	Acceptance	9	27
Swarna Wijesekera	Acceptance	Credit	9	24
*** Print Image of the night				

Images awarded Merits or Honours will be displayed on the MGPS website - www.mgps.org.au/club/monthly-comps/winning-images Contact the Records Officer records@mgps.org.au for any problems.

	DIGITAL COMPETITION judged by Andrew Swinfield			
Member name	Open Image	Set Image	Points	Points YTD
AB Grade Digital				
Margareta Dewilde	Acceptance	Credit	9	24
Christine Jull	Merit	Merit	18	36
John Langer	Credit	Credit	12	42
Janet Richardson	Credit	Acceptance	9	21
Margaret Kemmery	Acceptance	Honour	15	15
Gwenda Kruger	Credit	Acceptance	9	30
Bhaskar Desha	Merit	Acceptance	12	45

MGPS OBJECTIVES

The Mount Gravatt Photographic Society is a community-based non-profit camera club that is affiliated with the Photographic Society of Queensland (PSQ). The club was formed in February 1967 by a small group of enthusiastic amateur photographers.

See <http://www.mgps.org.au/club/about-mgps/club-history> for more details.

	DIGITAL COMPETITION judged by Andrew Swinfield			
Member name	Open Image	Set Image	Points	Points YTD
A Grade Digital				
Geoffrey Hui	Merit	Credit	15	15
Dorothy Hurdle	Merit	Merit	18	18
Hazel Sempf	Honour	Credit	18	30
Bob Garnett	Credit	Acceptance	9	24
Hector Beveridge	Acceptance	Merit	12	36
Chris Seen	Credit	Merit	15	15
Dorothy Harkins	Acceptance	Acceptance	6	24
Ann Smallegange	Credit	Credit	12	36
Lekha Suraweera	Acceptance	Merit	12	30
Suzanne Edgeworth	Acceptance	Acceptance	6	42
Paul MacKay	Acceptance	Acceptance	6	24
Heidi Wallis	Honour	Honour ***	24	33
Robert Macfarlane	Acceptance	Merit	12	27
Susan Chisholm	Merit		9	39
Bruce McDonald	Credit	Acceptance	9	39
Alan Wigginton	Acceptance	Merit	12	39
Ian Sweetman	Merit	Merit	18	51
Rose Parr	Credit	Credit	12	39
Joyce Metassa	Acceptance	Acceptance	6	18
Dallas Hrabar	Credit	Credit	12	12
Michael Mitchell	Acceptance	Acceptance	6	6
Kerri-Anne Cook	Honour	Acceptance	15	39
Roslyn Garnett	Acceptance	Acceptance	6	18
Jeffrey Mott	Honour	Credit	18	51
Bill Van Diest	Merit		9	33
Swarna Wijesekera	Credit	Merit	15	39
Shuying Jiang	Acceptance	Acceptance	6	18
*** Digital Image of the night				

Reminder: All club members are welcome to attend the MGPS Management Committee Meetings as non-voting participants.

When: 3rd Tuesday every month at 7.00 pm via Teams

Microsoft Teams meeting

Join on your computer, mobile app or room device

[Click here to join the meeting](#)

Meeting ID: 487 499 217 904

Passcode: 9eV7vv

[Download Teams](#) | [Join on the web](#)

[Learn More](#) | [Meeting options](#)

MGPS Executive 2025-26



Suzanne Edgeworth
President



Joshua Morrison-Francis
Vice President



Gavin Carter
Secretary



Gwenda Kruger
Treasurer



Doug Patterson
Activities Officer



Ann Smallegange
Competitions Officer



Paul Mackay
Newsletter Editor



Michael Mitchell
Records Officer



Margaret Kemmery
Member #9

MGPS Office Bearers			
Projectionists	Dallis Hrabar & Joshua Morrison-Francis	Welcome Desk 1	Lekha Suraweera
Assistant Treasurer		Welcome Desk 2	John Langer
Digital Competition Officer	Tony White	Welcome Desk 3	Dorothy (Dotti) Harkins
Technical Support Officer	Susan McCrory	Welcome Door 1	Joni Keenan
Web Site Manager	Ian Sweetman	Welcome Door 2	Hazel Sempf
Interclub Competition Officer	Alan Wigginton	Welcome Door 3	
Event Organiser			
Supper Convenor	Margaret Kemmery		
Hunt and Shoot Coordinator	Joni Keenan		
SUBGROUP COORDINATORS			
Digital Improvement Group	Jeffrey Mott Reserve: Geoffrey Hui	Monochrome Group	Warren Veivers, Cheryl Zwart

CLUB COMPETITION SCHEDULE 2025 -Jan 2026

Please note that the set subject for December/January this year has been changed to Nature. This has been done to assist the club in collecting images for a nature competition in February. Please also note that Image submission for November and December is at the first meeting of the month because of the Christmas holidays.

Topic	Submission Date	Judging Date	Description
Transport	24 Sep 2025	22 Oct 2025	An image displaying any vehicle(s), mechanism, devices(s) or creature(s) used as a method or form of transport.
Street Photography	22 Oct 2025	26 Nov 2025	An image that features people in candid situations within public places.
Annual Comp	12 Nov 2025	10 Dec 2025	<p>Only images captured within the past 12 months from submission date are eligible. Images that have received an Honour or a Merit may also be submitted into this competition. The Competition Categories (one Image per Category) are:</p> <ul style="list-style-type: none"> • Print - Colour - Open Subject • Print - Monochrome - Open Subject • Digital Image - Colour - Open Subject • Digital Image - Monochrome - Open Subject <p>The competition is conducted in two grades:</p> <ul style="list-style-type: none"> • A grade members • B (includes both AB and B grade members)
Nature	10 Dec 2025	28 Jan 2026	<p>Nature photography records all branches of natural history except anthropology and archaeology. This includes all aspects of the physical world, both animate and inanimate, that have not been made or modified by humans.</p> <ul style="list-style-type: none"> • Nature images must convey the truth of the scene that was photographed. <p>A well-informed person should be able to identify the subject of the image and be satisfied that it has been presented honestly and that no unethical practices have been used to control the subject or capture the image.</p> <p>Images that directly or indirectly show any human activity that threatens the life or welfare of a living organism are not allowed.</p> <ul style="list-style-type: none"> • The most important part of a Nature image is the nature story it tells. <p>High technical standards are expected, and the image must look natural.</p> <ul style="list-style-type: none"> • Objects created by humans, and evidence of human activity, are allowed in Nature images only when they are a necessary part of the Nature story. • Photographs of human-created hybrid plants, cultivated plants, feral animals, domesticated animals, human-created hybrid

			<p>animals and mounted or preserved zoological specimens are not allowed.</p> <ul style="list-style-type: none"> • Images taken with subjects under controlled conditions, such as zoos, are allowed. • Controlling live subjects by chilling, anaesthetic or any other method of restricting natural movement for the purpose of a photograph is not allowed. <p>EDITING GUIDELINES Processing or editing must be limited to making the image look as close to the original scene as possible, except that conversion to grayscale monochrome is allowed. Allowed editing techniques:</p> <ul style="list-style-type: none"> • Cropping, straightening and perspective correction. • Removal or correction of elements added by the camera or lens, such as dust spots, noise, chromatic aberration and lens distortion. • Global and selective adjustments such as brightness, hue, saturation and contrast to restore the appearance of the original scene. • Complete conversion of colour images to grayscale monochrome. • Blending of multiple images of the same subject and combining them in camera or with software (exposure blending or focus stacking); • Image stitching – combining multiple images with overlapping fields of view that are taken consecutively (panoramas).
--	--	--	--

For 2026			
Topic	Submission Date	Judging Date	Description
Australia	28 Jan 2026	25 Feb 2026	The topic can showcase and portray our diverse country in all its conditions, from the seasons to fire, drought, and flood, as well as its flora and fauna, its people, and its structures—be they railways, buildings, bridges, or more.
Minimalism	25 Feb 2026	25 Mar 2026	<p>An image making that relies on simplistic compositions, heavy use of space and elimination of clutter.</p> <p>The main subject is often kept small in then frame or its presence kept to a minimum and exceptionally simple.</p>
Nautical	25 Mar 2026	22 Apr 2026	Relating to ships, sailors, sailing and navigation of the sea.
People	22 Apr 2026	27 May 2026	A photograph of a person or people that must show all the person(s) from head to foot (no head to waist close-ups).

			<p>The person(s) in the photograph must be the focal subject; however the image could also depict their environment or a broader scene.</p> <p>Can be posed or candid.</p> <p>Must be a live human being no mannikins, statues or ornaments.</p>
Monochrome	27 May 2026	24 Jun 2026	<p>An image containing tones of only one colour. This includes black-and-white photography (shades of neutral grey ranging from black to white) as well as images toned in sepia, cyan, blue, brown etc.</p> <p>Partial toning or the addition of an extra colour is not allowed.</p>
Animal/s	24 Jun 2026	22 Jul 2026	<p>Images of living untamed or domesticated animals (including pets) in natural or other outdoor environments that may include objects made by humans.</p> <p>Images may feature single or multiple animals.</p> <p>An animal (for the purpose of this topic) is defined as a living being (except for humans) that can breathe, move, eat, reproduce and react to the world through its senses (eg sight, smell, hearing). Therefore mammals, birds, reptiles, insects, fish are all animals for the purpose of this topic.</p> <p>It is acceptable that evidence of a human environment the animal frequents is included, along with any supporting manmade accessories although photographs may not include people.</p>
Scapes	22 Jul 2026	26 Aug 2026	<p>A pictorial representation of land, sea, seashore, or urban environments that capture the aesthetic appeal of these outdoor settings.</p> <p>It brings the viewer into the scenery and perfectly captures the settings, mood, and feeling in the location.</p> <p>It can focus on wide-angle shots of landforms, rivers, estuaries, seas, seashore, city skylines, streetscapes and the like.</p> <p>It may also involve closer shots of features of these environments.</p> <p>If humans or animals are in the image, they should not be the main foci, but rather be intentionally present to give a sense of scale to the image.</p>
Reflections	26 Aug 2026	23 Sep 2026	<p>Where the reflections of a subject provide the centre of interest. They may be produced by water, windows, metal etc. Mirror reflections are excluded.</p>
Close-up	23 Sep 2026	28 Oct 2026	<p>Is a type of shot that tightly frames a person or object. Close-ups display the most detail, but they do not include the broader scene.</p>
Triptych	28 Oct 2026	25 Nov 2026	<p>A triptych photo is created from three separate photographic panels, which can either be three</p>

			distinct images that share a common theme or a single larger image divided into three sections.
Annual Comp	11 Nov 2026	09 Dec 2026	<p>Only images captured within the past 12 months from submission date are eligible.</p> <p>Images that have received an Honour or a Merit may also be submitted into this competition.</p> <p>The Competition Categories (one Image per Category) are:</p> <ul style="list-style-type: none"> • Print - Colour - Open Subject • Print - Monochrome - Open Subject • Digital Image - Colour - Open Subject • Digital Image - Monochrome - Open Subject <p>The competition is conducted in two grades:</p> <ul style="list-style-type: none"> • A grade members • B (includes both AB and B grade members)
Nature	09 Dec 2026	27 Jan 2027	<p>Nature photography records all branches of natural history except anthropology and archaeology.</p> <p>This includes all aspects of the physical world, both animate and inanimate, that have not been made or modified by humans.</p> <ul style="list-style-type: none"> • Nature images must convey the truth of the scene that was photographed. <p>A well-informed person should be able to identify the subject of the image and be satisfied that it has been presented honestly and that no unethical practices have been used to control the subject or capture the image.</p> <p>Images that directly or indirectly show any human activity that threatens the life or welfare of a living organism are not allowed.</p> <ul style="list-style-type: none"> • The most important part of a Nature image is the nature story it tells. <p>High technical standards are expected, and the image must look natural.</p> <ul style="list-style-type: none"> • Objects created by humans, and evidence of human activity, are allowed in Nature images only when they are a necessary part of the Nature story. • Photographs of human-created hybrid plants, cultivated plants, feral animals, domesticated animals, human-created hybrid animals and mounted or preserved zoological specimens are not allowed. • Images taken with subjects under controlled conditions, such as zoos, are allowed. • Controlling live subjects by chilling, anaesthetic or any other method of restricting natural movement for the purpose of a photograph is not allowed. <p>EDITING GUIDELINES</p> <p>Processing or editing must be limited to making the image look as close to the original scene as possible, except that conversion to grayscale monochrome is allowed.</p>

			<p>Allowed editing techniques:</p> <ul style="list-style-type: none"> • Cropping, straightening and perspective correction. • Removal or correction of elements added by the camera or lens, such as dust spots, noise, chromatic aberration and lens distortion. • Global and selective adjustments such as brightness, hue, saturation and contrast to restore the appearance of the original scene. • Complete conversion of colour images to grayscale monochrome. • Blending of multiple images of the same subject and combining them in camera or with software (exposure blending or focus stacking); • Image stitching – combining multiple images with overlapping fields of view that are taken consecutively (panoramas).
--	--	--	---

EXTERNAL COMPETITION OPPORTUNITIES FOR INDIVIDUALS		
Competition	Closes	Website
Graham Burstow Monochrome Prize	6 Oct 2025	Salons Login pixoroo.com
Queensland International Circuit	26 Oct 2025	Photographic Society of Queensland Home
Australian Digital Photography Awards	30 Oct 2025	Competition Portal pixoroo.com

Entering Prints

Members are encouraged to enter prints in the monthly competitions. Print entry has two steps:

1. Enter your prints digital image through the MGPS website using the same process you use to enter the digital competition but select Print Entry.
2. Deliver your Prints to the hall for the 4th Wednesday Meeting. There are some folders on the right as you enter in which to place your prints. Contact our Competitions Officer, Margareta Dewilde if you wish to submit early: competitions@mgpsinc.onmicrosoft.com

Rules for Prints

All grades are able to submit **unmounted** prints for both Open and Set subjects. Previously this option was only available for B graders.

The club has acquired some robust sleeves that can be used for protecting prints. Just bring your prints to the regular meeting and slide it into one of the available sleeves.


Make sure the back of the print is marked with your competition number, whether it is the open or set category, the title and an arrow pointing to the top. You should use a soft marker to avoid creating an indentation on the front of the print.

Note that the document (print) **size is limited to a maximum of A3** while the **minimum size for all grades is 10x8**. B graders should be aware that this is a new minimum size for their prints. Members with serviceable, reusable mounts may continue to use these but please note that the maximum unmounted print should be 16x20.

Re-usable Matboard Frame for competition print entries


HOW TO MAKE A RE-USABLE FRAME FOR YOUR PRINT ENTRIES FOR MONTHLY CLUB COMPETITIONS:

You'll need a backing board and matboard frame of matching size, some packaging tape and/or cloth tape and some 'Micropore' which is available from chemists or Priceline stores.





STEP 1

Line up the edges of your matboard and frame and hinge them with either a strip of packaging or cloth tape down one side on what will become the inside of the frame.



STEP 2

Create a frame of packaging tape on the backing board as shown in the photos. Your print can then be attached to either the packaging tape or the back of the cardboard frame using Micropore. Or attach your photo directly to the front the matboard if you prefer.

When submitting your entries, please ensure that there is **NO** tape on any external edge of the frame. We have had some entries damaged by tape from other people's frames. **Your entries may be rejected if this occurs.**

STEP 3

Make some loops of Micropore to seal the frame shut at each corner.

This makes the board easily re-usable as the Micropore pulls away without damaging either the matboard or your photo.

As all the tape is contained within the inside of the frame, it also means that **YOUR FRAME CAN'T DAMAGE ANYONE ELSE'S PRINTS.**

****Matboards and foam boards can be ordered online from Fix-A-Frame at Mt. Gravatt:**
<https://www.fixaframe.com.au/online-store/Mat->




PHOTO OPPORTUNITIES

V8 Superboats, 8 November. Cabarita, Round Mountain Raceway, NSW.
 See <https://www.v8superboats.com.au/calendar/> for details.

Brisbane Festival, 5–27 September. Riverfire, 6-September.
 See <https://www.brisbanefestival.com.au/> for details.

Toowoomba Carnival of Flowers, 12 September - 6 October.
 See <https://tcof.com.au> for details.

Buderim Garden Festival, mid-October.
 See <https://buderimgardenclub.com/festival/> for details